



PRECISION BREW™

Single Cup Pod Brewer



www.grindmaster.com

PRECISION BREW™ Your Cup.



Brew Control™

Adjustable brew strength control: Mild, Medium, Strong, and Tea, allows users to fine tune their flavor preference.



Dual Water System

Brewer can be plumbed into water line or manually filled.



See-through Water Reservoir

Reservoir is back-lit with bright blue LED to see water in reservoir.



Bright Feedback LEDs

Bright yellow LED alerts user when brewer is low on water (manual refill mode) and bright green LED alerts user when water is at correct brew temperature.



Variable Pod Size

Brewer can be used with Pods ranging from 55 to 61mm and Pod weights ranging from 8.0 to 13.0 grams. Gourmet Pod holder available for heavier, larger Pods (Pods heavier than 10.5 grams).



12-Month Replacement Warranty (USA only*)

Brewer will be replaced for any material or workmanship defect for 12 months after purchase. Field serviceable unit beyond warranty - service parts available.

* 12 month part replacement warranty (outside USA).



Easy Operation:

Step 1:

Place a pod in the pod holder, push and lock the pod drawer into place.



Step 2:

Place your cup under the drawer. Select a brew strength (mild, medium, strong, or tea).



Step 3:

Press and release the BREW button.



Step 4:

Enjoy your perfect cup of coffee or tea within one minute!



Designed for Serviceability.


Anti-scaling Water Tank Heater

Die-cast aluminum heater has two high-tech, baked-on, anti-scaling coatings to prevent corrosion.



Easy-Remove Hot Water Tank

Hot water tank can be easily removed by disconnecting electrical and water connections and removing two no-tool fastening pins.



Color Coded Plumbing Connections

Internal tubing connections are color-coded for ease of reconnection.




Cooling Fan

Cooling fan prolongs component life inside brewer and spreads the coffee aroma throughout the room.



External Control Board Connector

Allows field reprogramming without opening unit.



Patented Drawer Assembly

Drawer assembly rolls on permanently lubricated roller bearings. Drawer can be easily changed by the removal of one screw.



Accessories:

Water Pump

p/n 60568



Gourmet Pod Tray

p/n 92835



Pod Holder Rack

p/n 92836



Pod Waste Bin

p/n 92837



Profit by the Cup

Small Office Revenue Potential

The untapped small office segment of the market has the potential to generate as much revenue as the existing OCS market.

Number of small offices in the US (offices with 25 or fewer employees)	11.5 M
Daily Revenue Opportunity (average 10 cups/day/office @ \$0.25 cost/cup)	\$28.8 M
Annual Revenue Opportunity (250 working days/year)	\$7.2 B

Market Opportunity

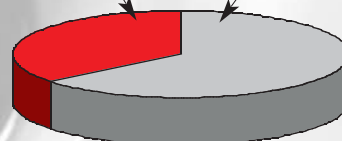
36% of the 42 million cups of coffee consumed in the office daily are purchased outside the office.

Why?

- Tastes better
- Large variety of flavors

15M cups of coffee per day from outside office

27M cups of coffee per day from inside office



Revenue Potential to Capture

Number of cups brought from outside the office per day	15 M
Daily Revenue (15M cups/day x \$0.25 cost/cup)	\$3.8 M
Annual Revenue (250 working days/year)	<u>\$950 M</u>

Revenue that is currently being lost!

Source: Q2 Brand Intelligence

Gives Individual Flavor Selection

French Roast

Hazelnut

Kona Blend



Earl Grey Tea

Irish Cream

Breakfast Blend

Cappuccino

Tropical Citrus Tea

House Blend

Chocolate

Sumatra

English Breakfast Tea

Colombian

French Vanilla

Green Tea



Model OPOD

Features

PrecisionBrew™

Innovative precision pod brewing and infusion technology provides the ideal cup every time

BrewControl™

Adjustable brew strength control allows users to fine tune their flavor preferences



Smartstop™ Automatic Water Shutoff

Water shuts off when pod drawer is open

Programmable Cup Size

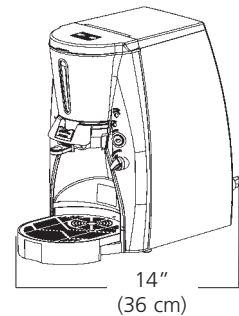
Control the volume of beverage dispensed into the cup



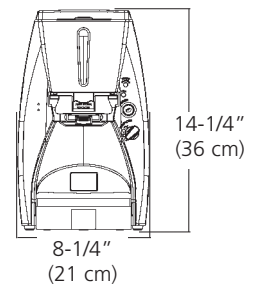
Stylish, high performance design

Dual Water System

Brewer can be plumbed into a water line or manually filled



Side View



Front View

Specification	Model OPOD	Model OPOD-E
Electrical	120V, 1300W, 10.8A	230V, 1200W, 5.2A
Frequency	60 Hz	50/60 Hz
Water Inlet Pressure (plumbed units only)	10 - 145 psi	
Water Reservoir Capacity	80 fl. oz. (2.4 L)	
Hot Water Tank Capacity	35 fl. oz. (1 L)	
Maximum Brewing Water Temperature	200°F (93°C)	
Minimum Brewing Water Temperature	185°F (85°C)	
Brewing Volume	Approx. 8 fl. oz. (237 ml) (programmable)	
Dimensions (H x W x D)	14-1/4" (19" incl. reservoir lid upswing) H x 8-1/4" W x 14" D 36 cm (48 cm incl. reservoir upswing) x 21 cm x 36 cm	
Ship Dimensions (H x W x D)	16" H x 9-3/4" W x 15-3/4" D 41 cm x 25 cm x 40 cm	
Weight	12 lbs. (5.4 kg)	
Ship Weight	15 lbs. (6.8 kg)	
Listings	NSF, UL	NSF, CE

Specifications are subject to improvement or change without notice.



GRINDMASTER™
CORPORATION



Grindmaster® Coffee Grinders and Brewers • PrecisionBrew™ Brewing Systems • Espresso® Espresso Machines
Crathco® Hot Beverage Dispensers • Crathco® Cold and Frozen Beverage Dispensers • AMW Coffee and Tea Systems

Tel (502) 425-4776 • Fax (502) 425-4664 • 1-800-695-4500 (USA & Canada only)

P.O. Box 35020 • Louisville, KY 40232 • USA

www.grindmaster.com • email: info@grindmaster.com

Free Manuals Download Website

<http://myh66.com>

<http://usermanuals.us>

<http://www.somanuals.com>

<http://www.4manuals.cc>

<http://www.manual-lib.com>

<http://www.404manual.com>

<http://www.luxmanual.com>

<http://aubethermostatmanual.com>

Golf course search by state

<http://golfingnear.com>

Email search by domain

<http://emailbydomain.com>

Auto manuals search

<http://auto.somanuals.com>

TV manuals search

<http://tv.somanuals.com>