

iLuv™

Car Adapter for iPod®



Instruction Manual

i109

Please read this manual carefully before operating and save it for future reference.

Have a question?

Please visit <http://www.i-Luv.com>

USER SAFETY GUIDE

Important Safety Precautions



INSTRUCTIONS FOR ENVIRONMENTAL PROTECTION

Do not dispose of this product in the usual household garbage at the end of its life cycle; bring it to a collection point for the recycling of electrical and electronic appliances. This symbol

on the product means the instructions for use or the packing will inform about the methods for disposal. The materials are recyclable as mentioned in its marking. By recycling, material recycling, or other forms of re-utilization of old appliances, you make an important contribution to protect the environment. Please inquire at your local community administration for the authorized disposal location.

Important Safety Warnings

1. To prevent fire or electric shock, do not expose the unit to water, rain, or moisture.
2. Never attempt to open the unit. Always refer servicing to a qualified technician.

Note: Changes or modifications not expressly approved by the party responsible for compliance could void the user's authority to operate the equipment.

USER SAFETY GUIDE

Important Safety Instructions

1. **READ INSTRUCTIONS** – All safety and operating instructions should be read before the appliance is operated.
2. **RETAIN INSTRUCTIONS** – The safety and operating instructions should be retained in a secure place for future reference.
3. **HEED WARNINGS** – All warnings on the appliance and in the operating instructions should be observed.
4. **FOLLOW INSTRUCTIONS** – All operating and use instructions should be followed.
5. **WATER AND MOISTURE** – The appliance should not be used near water. For example: near a bathtub, kitchen sink, laundry tub, and/or swimming pool.
6. **VENTILATION** – The appliance should be situated so that its location and position does not interfere with its proper ventilation.
7. **HEAT** – The appliance should be situated away from heat sources such as radiators, heat registers, stoves, or other appliances (including amplifiers) that produce heat.
8. **POWER SOURCES** – The appliance should be connected to a power supply only of the type described in the operating instructions or as marked on the appliance.
9. **CLEANING** – The appliance should only be cleaned with a dry cloth.
10. **OBJECT AND LIQUID ENTRY** – Care should be taken so that objects do not fall and liquids are not spilled into the device's openings.

USER SAFETY GUIDE

Important Safety Instructions-Continued

11. **DAMAGE REQUIRING SERVICE** – The appliance should be serviced by a qualified service professional when:
 - a. Objects have fallen into, or liquid has been spilled into the appliances apertures.
 - b. The appliance has been exposed to rain.
 - c. The appliance has been dropped and suffered damage.
 - d. The appliance does not appear to operate normally, or exhibits a change in performance.
12. **SERVICING** – The user should not attempt to service the appliance beyond what is described in the operating instructions. All other servicing should be referred to a qualified service professional.
13. **LEAD AND MERCURY** – This product may contain lead and/or mercury. Disposal of these materials may be regulated by your local authorities due to environmental considerations. For detailed disposal or recycling information, contact your local agencies or the EIA (Electronic Industries Alliance) – <http://www.eiae.org>.

FCC Notice (USA)

This device complies with Part 15 of the FCC Rules. Operation is subject to the following two conditions: (1) this device may not cause harmful interference, and (2) this device must accept any interference received, including interference that may cause undesired operation. Refer to 47 CFR Sec. 15.19.

GETTING STARTED

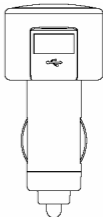
Thank you for purchasing the i109. Unpack the unit making sure all accessories are put aside so they will not get lost

Power Your iPod with the iLuv Stylish Car Adapter

- The iLuv car adapter powers your iPod with its USB power output.
- The blue light on its black body gives it a stylish look at night.
- The integrated regulator circuit protects your iPod against sudden voltage surges.
- Simple and easy to use.

Description

- Input: Cigarette lighter jack – 12-24Vdc*
- Output: Standard USB voltage/current output – 5.0~5.6Vdc; current – 1.5A max.
- USB Connector: Used for supplying USB standard voltage and current, not for data transfer or data communication.



In the Box

- Car adapter
- Instruction manual

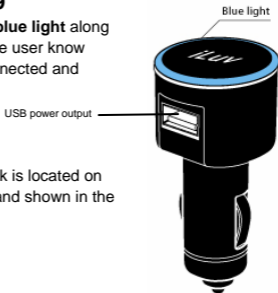
Note: The i109 delivers power to an attached device only through the USB connector.

*There are some variations with the output of the cigarette lighter jack which depend on the make, model and manufacture date of your car. This voltage range may be covered by 9V – 24V.

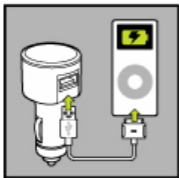
OPERATIONAL INSTRUCTIONS

Connecting the i109

The i109 features a stylish **blue light** along the top rim. This light lets the user know when the car adapter is connected and charging.



The **USB power output** jack is located on the side of the car adapter and shown in the image to the right.



Simply insert USB connector to the i109 and to the jack on the bottom of your iPod, insert the i109 into the cigarette lighter in your car.*

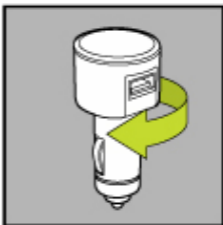
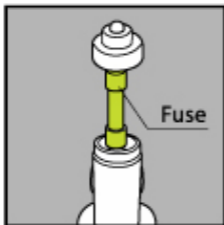
The blue light will begin to glow and your iPod is now being powered through the i109.

*The removable coil plug in the cigarette lighter (typically marked by an illustration of a cigarette and smoke), must be removed in order to insert the i109.

OPERATIONAL INSTRUCTIONS

Additional Features

The i109 also features a removable, replaceable fuse to extend the life of the adapter; and a 90 degree rotating head to adjust for the best connection to the USB power output.



Maintenance

When not in use, keep this device in a safe place where it will not be bent or crushed.

Specifications

- Input: DC 12V – 24V
- Output: DC 5V – 5.6V, 1.5A (max.)
- Ripple Voltage: $\leq 0.15V_{pp}$ @ 12V
- Fuse: 2A (Max)

iLuv™

TEL: 516-626-7188

FAX: 516-626-7105

website: www.i-Luv.com

iLuv is a trademark of jWIN Electronics Corp. iPod is a trademark of Apple Computer, Inc. All logos and brands are property of their respective owners. iPod is not included in this package. Features and specifications are subject to change without prior notification.

© 2006 jWIN Electronics Corp. All rights reserved. No portion of this printed material or product enclosed herewith including design, shape and graphics, may be reproduced or transmitted in any form without the expressed written consent of jWIN Electronics Corp. by any means, electronic or mechanical, including photocopying, recording or use of an information storage and retrieval system. Any unauthorized distribution or reproduction of this printed material or product, or any portion thereof, will be prosecuted to the fullest possible extent of the law.

Printed in China.

Downloaded from www.Somanuals.com. All Manuals Search And Download

Free Manuals Download Website

<http://myh66.com>

<http://usermanuals.us>

<http://www.somanuals.com>

<http://www.4manuals.cc>

<http://www.manual-lib.com>

<http://www.404manual.com>

<http://www.luxmanual.com>

<http://aubethermostatmanual.com>

Golf course search by state

<http://golfingnear.com>

Email search by domain

<http://emailbydomain.com>

Auto manuals search

<http://auto.somanuals.com>

TV manuals search

<http://tv.somanuals.com>