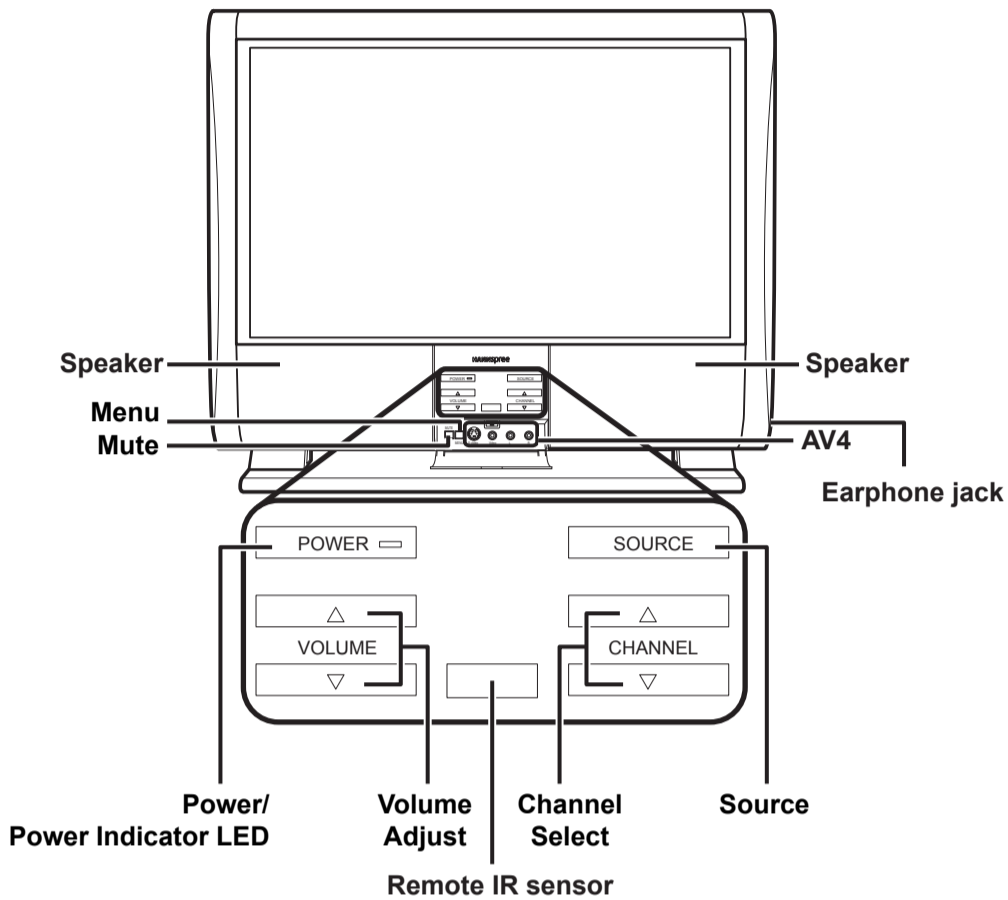


HANNspree Quick Start Guide

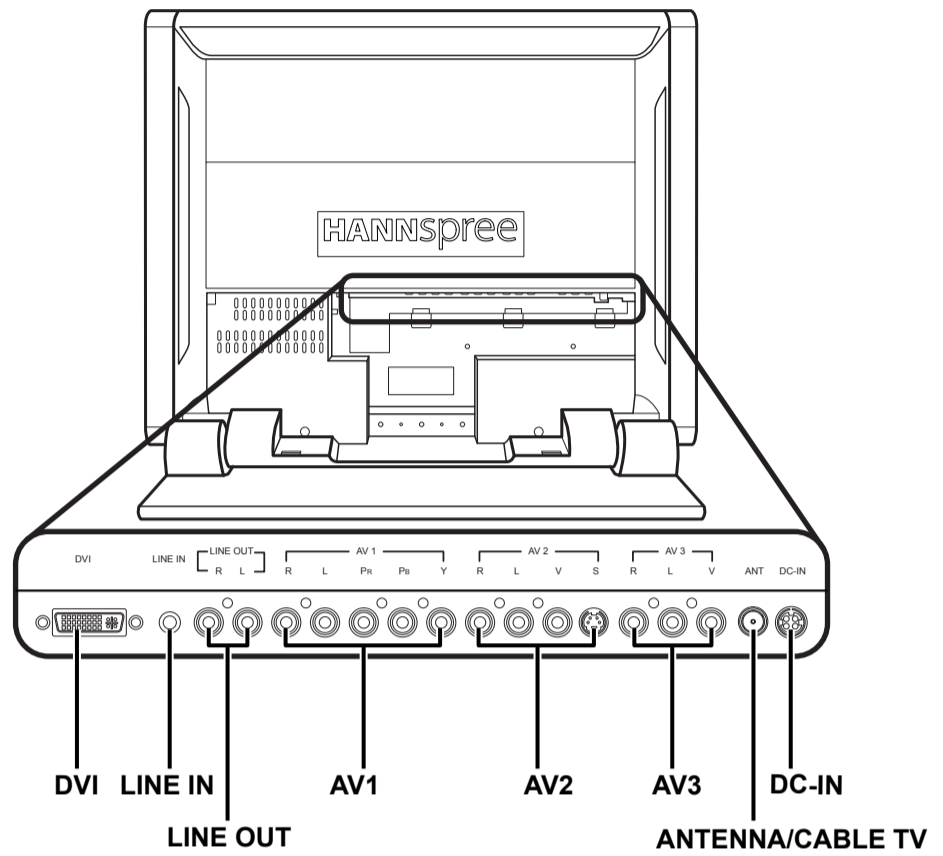
LT13-23C1 23" Liquid Crystal Display TV

This guide is designed as a reference to help you start using your LCD TV quickly. Please refer to the User's Manual for more detailed installation and safety instructions.

Front View

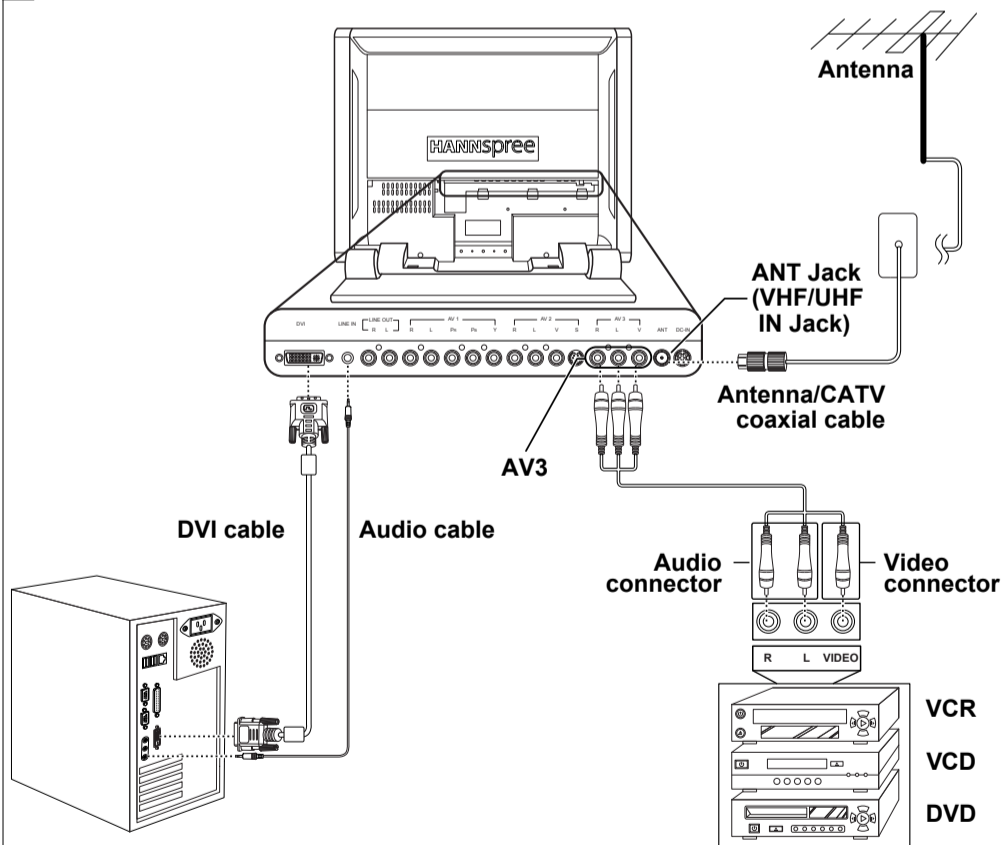


Rear View

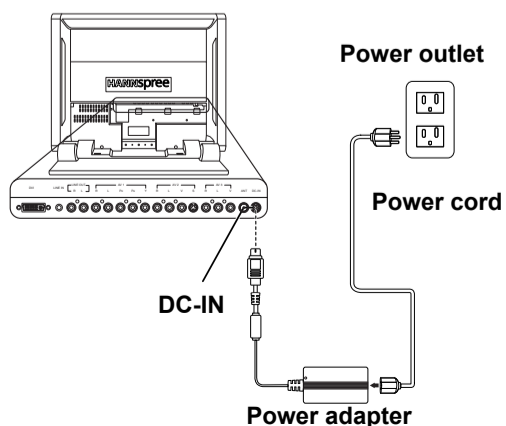


Making Connections

Connecting to Antenna/Cable TV/PC/AV Devices



Connecting the Power Adapter



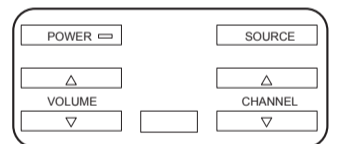
1. Connect the power cord to the power adapter as illustrated.
2. Plug the power adapter connector into the DC-IN input jack on the rear panel of the TV.
3. Insert the three-pronged plug at the other end of the power cord into a power outlet.

Note :
Images are for illustration only and may vary by model or region.

Getting Started

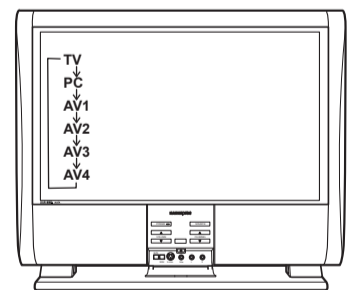
Watching Broadcast or Cable TV

1. Press the power button to turn on your LCD TV.
2. Press the **SOURCE** button to select TV.
3. Press the **MENU** button to open the OSD menu.
4. Press the **CH** Δ or ∇ button to select the "TV".
5. Press the **VOL** Δ button to enter "TV MENU".
6. Press the **CH** Δ or ∇ button to select "SYSTEM".
7. Press the **VOL** Δ button to select "AUTO, B/G, D/K, I".



Selecting A/V Sources

1. Make sure your TV is turned on and a device such as a DVD player is connected.
2. Press **SOURCE** key on the control panel to select different source signals.
The TV channel number, PC or AV1 ~ AV4 appears on the screen.



Auto Channel Setup


Please follow the instructions by using the control panel.

1. Press the **MENU** button to enter the OSD menu.
2. Use the **CH** ∇ button to select "TV".
3. Press the **VOL** Δ button to enter the TV setting.
4. Press the **CH** ∇ button until the "AUTO PROGRAM" feature is selected.
5. Press the **VOL** Δ button to begin "AUTO PROGRAM".
6. Your television will begin automatically memorizing the available channels.

TV Menu



Auto Program



Free Manuals Download Website

<http://myh66.com>

<http://usermanuals.us>

<http://www.somanuals.com>

<http://www.4manuals.cc>

<http://www.manual-lib.com>

<http://www.404manual.com>

<http://www.luxmanual.com>

<http://aubethermostatmanual.com>

Golf course search by state

<http://golfingnear.com>

Email search by domain

<http://emailbydomain.com>

Auto manuals search

<http://auto.somanuals.com>

TV manuals search

<http://tv.somanuals.com>