



### 1. THE SKIES ARE YOURS

The skies belong to you. You are a pteranodon. You swoop down from the clouds and capture dinosaur eggs and compys! But watch where you fly -- the earth is full of raptors who would love to destroy you!

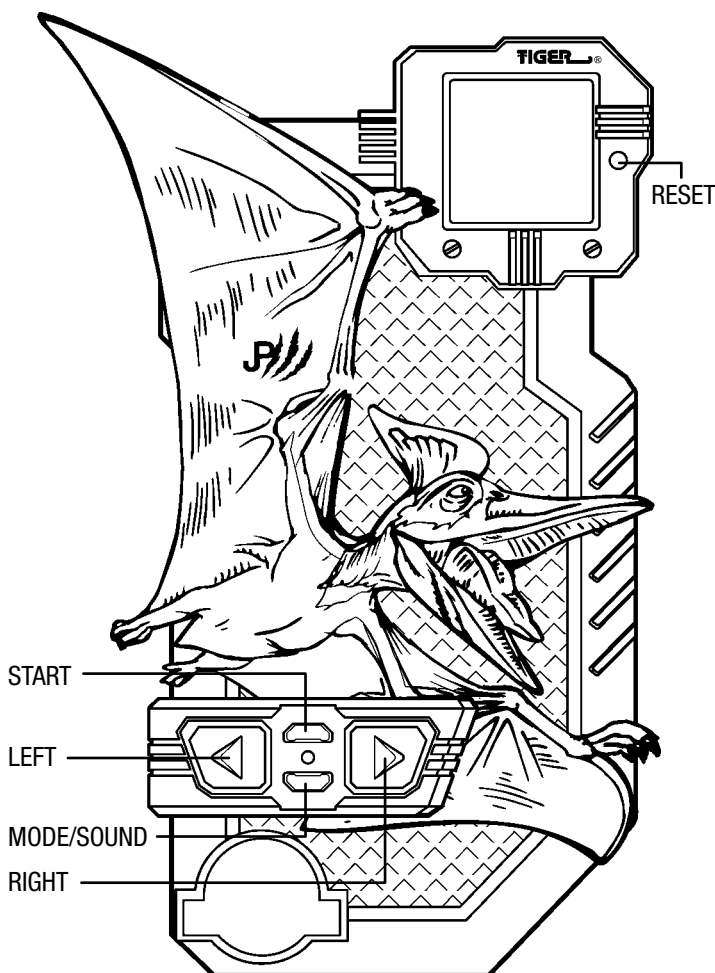
### 2. OBJECT OF THE GAME

Score as many points as you can by hunting dinosaur eggs and compsognathus (compys). You need to fly into just the right spots and then swoop down to attack! If you are too slow, your prey will get away.

Plan your descents from the sky carefully --because if you land next to a raptor, it will destroy you!

### 3. CONTROL YOUR FATE

You control your own fate!



START	- to turn on the unit. - to begin the game. - to start a new game.
MODE/SOUND	- to select level 1 or level 2 (before game starts). - to toggle sound on/off (after game starts).
LEFT	- to move left.
RIGHT	- to move right.
LEFT + RIGHT COMBINED	- to attack.
RESET	- press with a ballpoint pen to reset the game if your unit malfunctions.

### 4. HOW TO PLAY

Press the START button to turn on the unit. You will then be in DEMO MODE.

Press the MODE button to select your skill level (1 or 2). The game play is the same in both levels but level 2 is faster and so requires greater skill!

Press the START button to begin the game. Welcome to the Jurassic Period!

Use your LEFT and RIGHT buttons to control the direction of your flight.



Swoop down by pressing your LEFT and RIGHT buttons together to capture each egg and compy that appears onscreen! . You earn points each time you successfully capture one!

Watch out for raptors! Don't swoop down next to a raptor--or you could be its lunch!

After you swoop down, get out of there quick-- before a raptor shows up!



However -- to those who take risks often go the greatest rewards! You will score MORE POINTS if you capture an egg or a compy that is near a raptor!

When a compy gets past you, or you get attacked by a raptor, you will lose a life. If you lose all 5 lives it's a GAME OVER.

You will not lose a life for raptors that go off screen --only compys.

Here's more good news -- you are rewarded with an energy each time you capture an egg!

Press the START button to begin a new game!

Forget about an OFF button. There isn't one. The game shuts off after 3 minutes of no action.

Fly high and triumph!

### 5. SCORING

20 POINTS	Each time you successfully capture an egg.
60 POINTS	Each time you capture a compy.
100 POINTS	Each time you capture an egg or compy near a raptor.


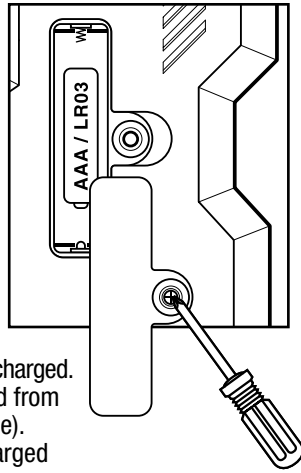
## 6. INSERTING THE BATTERY

To insert the battery, have an adult open the battery compartment cover at the back of the game. (Remove the screw holding the battery door onto the back of the game unit and remove the door.) Insert 1 "AAA"/LR03 battery or equivalent (not included) as shown.

DO NOT DISPOSE OF BATTERIES IN FIRE, BATTERIES MAY EXPLODE OR LEAK.

### TO ENSURE PROPER FUNCTION:

- Battery installation should be done by an adult.
- Non-rechargeable batteries are not to be recharged.
- Rechargeable batteries are to be removed from the toy before being charged (if removable).
- Rechargeable batteries are only to be charged under adult supervision (if removable).
- Only batteries of the same or equivalent type as recommended are to be used.
- Batteries are to be inserted with the correct polarity.
- Exhausted batteries are to be removed from the toy.
- The supply terminals are not to be short circuited.



### RESET BUTTON:

After battery insertion, the RESET switch may be pushed only if the game doesn't work properly. (Use a ball-point pen.) The display should appear as shown in the diagram at the right.

## 7. CAUTION



High temperature will destroy the unit. Do not leave unit in direct sunlight.



Do not use a pencil or pin to press the RESET switch. Use a ball-point pen.



Do not press the liquid crystal display and avoid heavy shock or the display may fail.



Clean only with a piece of soft dry cloth.

Replace batteries at the first sign of erratic operation.

## 8. DEFECT OR DAMAGE

If a part of your game is damaged or something has been left out, DO NOT RETURN THE GAME TO THE STORE. The store doesn't have replacement parts. Instead, write to us at:

TIGER REPAIR DEPARTMENT  
1000 N. Butterfield Road, Unit 1023,  
Vernon Hills, IL 60061, U.S.A.

In your note, mention the name of your game, the game's model number, and tell us briefly what the problem is. Also include sales slip, date, place of purchase and price paid. We will do our best to help.

## 9. 90-DAY LIMITED WARRANTY

Tiger Electronics. (Tiger) warrants to the original consumer purchaser of this product that the product will be free from defects in materials or workmanship for 90 days from the date of original purchase. This warranty does not cover damages resulting from accident, negligence, improper service or use or other causes not arising out of defects in materials or workmanship.

During this 90-day warranty period, the product will either be repaired or replaced (at Tiger's option) without charge to the purchaser, when returned with proof of the date of purchase to either the dealer or to Tiger.

Product returned to Tiger without proof of the date of purchase or after the 90-day warranty period has expired, but prior to one year from the original date of purchase, will be repaired or replaced (at Tiger's option) for a service fee of U.S.\$5.00. Payments must be by check or money order payable to Tiger Electronics.

**The foregoing states the purchaser's sole and exclusive remedy for any breach of warranty with respect to the product.**

All product returned must be shipped prepaid and insured for loss or damage to:

TIGER REPAIR DEPARTMENT  
1000 N. Butterfield Road, Unit 1023,  
Vernon Hills, IL 60061, U.S.A.

The product should be carefully packed in the original box or other packing materials sufficient to avoid damage during shipment. Include a complete written description of the defect, a check if product is beyond the 90-day warranty period, and your printed name, address and telephone number.

**THIS WARRANTY IS IN LIEU OF ALL OTHER WARRANTIES AND NO OTHER REPRESENTATIONS OR CLAIMS OF ANY NATURE SHALL BE BINDING ON OR OBLIGATE TIGER IN ANY WAY. ANY IMPLIED WARRANTIES APPLICABLE TO THIS PRODUCT, INCLUDING WARRANTIES OF MERCHANTABILITY AND FITNESS FOR A PARTICULAR PURPOSE, ARE LIMITED TO THE NINETY (90) DAY PERIOD DESCRIBED ABOVE. IN NO EVENT WILL TIGER BE LIABLE FOR ANY SPECIAL, INCIDENTAL, OR CONSEQUENTIAL DAMAGES RESULTING FROM POSSESSION, USE, OR MALFUNCTION OF THIS TIGER PRODUCT.**

Some states do not allow limitations as to how long an implied warranty lasts and/or exclusions or limitations of incidental or consequential damages, so the above limitations and/or exclusions of liability may not apply to you. This warranty gives you specific rights, and you may also have other rights which vary from state to state.

**For more information about Tiger Electronics, our products and special promotions, please visit our Web Site at: [www.tigertoys.com](http://www.tigertoys.com)**



Jurassic Park III is a trademark and copyright of Universal Studios and Amblin Entertainment, Inc. Licensed by Universal Studios Licensing, Inc. All rights reserved.

A Note to Parents in the USA:

The Jurassic Park films are rated PG-13. Consult [www.filmratings.com](http://www.filmratings.com) for further information. In Canada, please consult your local newspaper to find out the Jurassic Park III rating.

Avis aux parents: Consultez votre journal local pour connaître la cote du film

Jurassic Park III.

Nota para los padres: Consulte su periódico local para conocer la clasificación de la película Jurassic Park III.

Universal Studios Consumer Products Group is a proud sponsor of dinosaur research.

**TIGER**  
ELECTRONICS  
A division of Hasbro, Inc.



©, TM, & © 2001 Tiger Electronics  
All rights reserved.

980 Woodlands Parkway, Vernon Hills, IL 60061, USA

©, TM, & © 2000 Tiger Electronics UK Ltd. All Rights Reserved.

Belvedere House, Victoria Avenue, Harrogate, North Yorkshire, England HG1 1EL  
[www.tigertoys.com](http://www.tigertoys.com)

PRINTED IN CHINA

## Free Manuals Download Website

<http://myh66.com>

<http://usermanuals.us>

<http://www.somanuals.com>

<http://www.4manuals.cc>

<http://www.manual-lib.com>

<http://www.404manual.com>

<http://www.luxmanual.com>

<http://aubethermostatmanual.com>

Golf course search by state

<http://golfingnear.com>

Email search by domain

<http://emailbydomain.com>

Auto manuals search

<http://auto.somanuals.com>

TV manuals search

<http://tv.somanuals.com>