



HitClips Mega Pack Instruction

Ages 5 & Up
Item No. 59307

HitClips brings you today's hottest music
and the coolest way to play it!

Collect your favorite artists today!

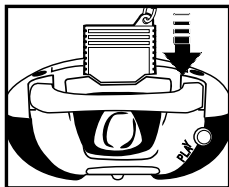
This HitClips Mega Pack contains:

- 2 Micro Music Clips
- 1 Micro Boombox
- 1 Micro Personal Player
- 1 FM Radio Cartridge


Each item in the Mega Pack has its own
instructions. Read each carefully and soon
you'll be good to go!

Playing HitClips in the Rockin' Micro Boombox

1. Slide HitClip Single
into Boombox.

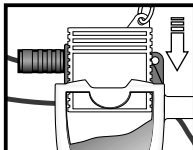


2. Press the Play
button to start and
stop music.



Playing HitClips in the Personal Player

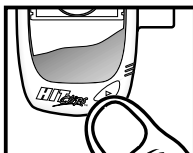
1. Slide Music Clip
Single into Player.



2. Carefully place
earplug into ear.

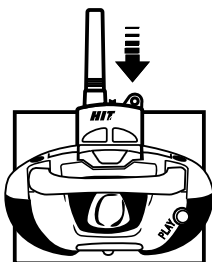


3. Press the Play
button to start and
stop music.




Playing an FM Cartridge

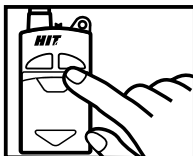
1. Insert the FM
Cartridge into
the Boombox.



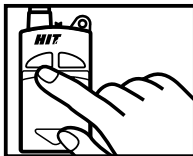
2. Put the On/Off switch
in the ON position.



3. Push the Reset
button to start at the
bottom of the dial.



4. Press the Scan button
to electronically scan
for the strongest FM
radio stations.




Push the Reset
button to return to
the bottom of the dial.

WARNING:
CHOKING HAZARD - SMALL PARTS.
NOT FOR CHILDREN UNDER 3 YEARS.

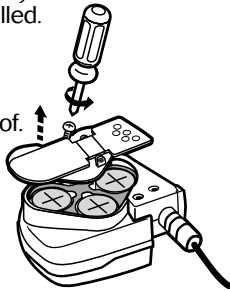
Battery Replacement Rockin' Micro Boombox

1. Your Rockin' Boombox comes with batteries already installed.
2. Per diagram, unscrew battery door lock.
3. Remove exhausted batteries and dispose of.
4. Insert 3 new AAA/LR03 batteries.
5. Replace batteries door and tighten screw.



Battery Replacement Personal Player

1. Your Micro Personal Player comes with batteries already installed.
2. Per diagram, unscrew battery door lock.
3. Remove exhausted batteries and dispose of.
4. Insert 3 new LR44/G13A type Button Cell.
5. Replace batteries door and tighten screw.



To ensure proper function

- Do not mix old and new batteries.
- Do not mix alkaline, standard (carbon zinc), or rechargeable batteries (nickel-cadmium).
- Battery installation should be done by an adult.
- Non-rechargeable batteries are not to be recharged.
- Rechargeable batteries are to be removed from the toy before being recharged (if removable).
- Rechargeable batteries are only to be charged under adult supervision (if removable).
- Only batteries of the same or equivalent type as recommended are to be used.
- Batteries are to be inserted with correct polarity.
- Exhausted batteries are to be removed from the toy.
- The supply terminals are not to be short-circuited.

Do not dispose of batteries in fire, batteries may explode or leak.

FCC Statement

This device complies with Part 15 of the FCC Rules. Operation is subject to the following two conditions:

- (1) This device may not cause harmful interference, and
- (2) This device must accept any interference received, including interference that may cause undesired operation.

Warning: Changes or modifications to this unit not expressly approved by the party responsible for compliance could void the user's authority to operate the equipment.

NOTE: This equipment has been tested and found to comply with the limits for a Class B digital device, pursuant to Part 15 of the FCC Rules. These limits are designed to provide reasonable protection against harmful interference in a residential installation. This equipment generates, uses and can radiate radio frequency energy and, if not installed and used in accordance with the instructions, may cause harmful interference to radio communications.

However, there is no guarantee that interference will not occur in a particular installation. If this equipment does cause harmful interference to radio or television reception, which can be determined by turning the equipment off and on, the user is encouraged to try to correct the interference by one or more of the following measures:

- Reorient or relocate the receiving antenna.
- Increase the separation between the equipment and receiver.
- Connect the equipment into an outlet on a circuit different from that to which the receiver is needed.
- Consult the dealer or an experienced radio/TV technician for help.

90-Day Limited Warranty

Tiger Electronics (Tiger) warrants to the original consumer purchaser of this product that the product will be free from defects in materials or workmanship for 90 days from the date of original purchase. This warranty does not cover damages resulting from accident, negligence, improper service or use or other causes not arising out of defects in materials or workmanship.

During this 90-day warranty period, the product will either be repaired or replaced (at Tiger's option) without charge to the purchaser, when returned with proof of the date of purchase to either the dealer or to Tiger.

Product returned to Tiger without proof of the date of purchase or after the 90-day warranty period has expired, but prior to one year from the original date of purchase, will be repaired or replaced (at Tiger's option) for a service fee of U.S. \$2.65 for Micro Music Chip, U.S. \$5.00 for FM Cartridge, U.S. \$5.00 for Personal Player, U.S. \$6.00 for Boombox. Payments must be by check or money order payable to Tiger Electronics.

The foregoing states the purchaser's sole and exclusive remedy for any breach of warranty with respect to the product.

All product returned must be shipped prepaid and insured for loss or damage to:

Tiger Repair Department
1000 N. Butterfield Road, Unit 1023
Vernon Hills, IL 60061, U.S.A.

The product should be carefully packed in the original box or other packing materials sufficient to avoid damage during shipment. Include a complete written description of the defect, a check if product is beyond the 90-day warranty period, and your printed name, address and telephone number.

THIS WARRANTY IS IN LIEU OF ALL OTHER WARRANTIES AND NO OTHER REPRESENTATIONS OR CLAIMS OF ANY NATURE SHALL BE BINDING ON OR OBLIGATE TIGER IN ANY WAY. ANY IMPLIED WARRANTIES APPLICABLE TO THIS PRODUCT, INCLUDING WARRANTIES OF MERCHANTABILITY AND FITNESS FOR A PARTICULAR PURPOSE, ARE LIMITED TO THE NINETY (90) DAY PERIOD DESCRIBED ABOVE. IN NO EVENT WILL TIGER BE LIABLE FOR ANY SPECIAL, INCIDENTAL, OR CONSEQUENTIAL DAMAGES RESULTING FROM POSSESSION, USE, OR MALFUNCTION OF THIS PRODUCT.

Some states do not allow limitations as to how long an implied warranty lasts and/or exclusions or limitations of incidental or consequential damages, so the above limitations and/or exclusions of liability may not apply to you. This warranty gives you specific rights, and you may also have other rights, which vary, from state to state.

For more information about Tiger Electronics, our products and special promotions, please visit our web site at: www.tigertoys.com

Please retain instructions for future reference.

TIGER
ELECTRONICS

A division of Hasbro, Inc.

Where Technology Comes to Play!™

©, TM, & © 2001 Tiger Electronics. All rights reserved.
980 Woodlands Parkway, Vernon Hills, IL 60061, USA
www.tigertoys.com

PRINTED IN CHINA

200106550IWTI-01



Free Manuals Download Website

<http://myh66.com>

<http://usermanuals.us>

<http://www.somanuals.com>

<http://www.4manuals.cc>

<http://www.manual-lib.com>

<http://www.404manual.com>

<http://www.luxmanual.com>

<http://aubethermostatmanual.com>

Golf course search by state

<http://golfingnear.com>

Email search by domain

<http://emailbydomain.com>

Auto manuals search

<http://auto.somanuals.com>

TV manuals search

<http://tv.somanuals.com>