

# GEO SAFARI GAME OF THE STATES



## INSTRUCTIONS

2 to 4 Players

## CONTENTS

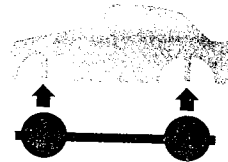
Gameboard, 50 State Destination Cards, 99 Question Cards, 4 Plastic Car Pawns, 1 Die, Label Sheet.

## OBJECT


Be the first player to visit the four states that match your four State Destination cards. To get from state to state, answer Question cards correctly.

## THE FIRST TIME YOU PLAY


1. **Assemble Car Pawns:** Assemble wheel bases to cars as shown.
2. **Label Die:** Attach labels to die in any order.



1. There are two different card decks (50 State Destination cards and 99 Question cards). Remove the four blank cards from the State Destination card deck and place them out of play. Shuffle each deck and place each facedown within reach of all players.



State Destination Card



Question Card


2. Place gameboard and die within easy reach of all players.
3. Each player chooses a car pawn and places it on the gameboard on California. (Place any extra car pawns out of play.)

# HOW TO PLAY

To start the game, each player must draw one State Destination card and look at it secretly. (Keep it facedown in front of you.)

NOTE: If you draw California, put it back in the deck and draw another State Destination card.

The youngest player then takes the first turn. Play continues clockwise.




## STATE DESTINATION CARDS

Your State Destination card tells you which state you must visit. Look at the gameboard to find its location. If you're not sure where your state is, look at the background color of the state name on the card. It matches that state's color on the gameboard.



For example, Vermont is colored blue on the card and on the gameboard. (If you need more help, take a quick look at the map inside the box cover.) You want to collect four State Destination cards during the game.



## QUESTION CARDS

These cards each feature a specific question about a state (its people, places or things).

If you answer correctly, you can move your car toward your State Destination and you may win an extra Bonus Move, too! See more about this below.




## WHAT TO DO ON YOUR TURN


**1. Roll the Die and Answer a Question:** After you roll the die, the player on your left draws a Question card and asks you its question. (Younger players may be told the state's color on the gameboard if they need a hint.) If you answer correctly, move your car. If you answer the question incorrectly, do nothing. Your turn is then over.

**2. Move Your Car:** Move your car the number of states the die tells you. Each state counts as "1" on the die roll. Move from state to state along the black dotted lines. Move toward the state that matches your State Destination card. See Figure 1.

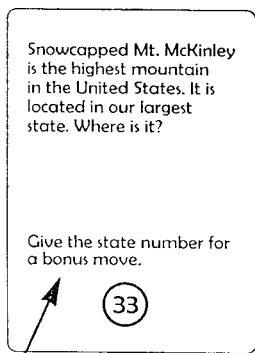
Two or more cars can be on the same state at the same time. You can move onto and pass over other cars as you move.



**FIGURE 1.** You answered "Alaska" correctly! Move your car ahead 2 states according to your die roll of 2!



**3. Winning a Bonus Move:** If you answer the card's question correctly, try for a Bonus Move (if that card features one).



Bonus Move Question

To win the Bonus Move, give the gameboard number of the state you just named. For example, 33 is the correct number for Alaska. If you give the correct state number, you may then move your car pawn to **one** additional state in any direction along the black dotted lines – **or** you may move another player's car pawn **one** state in any direction. If you do not give the correct state number, you cannot take the extra Bonus Move. Your turn is over.


## WHEN YOU LAND ON YOUR STATE DESTINATION

When you land on the state that matches your State Destination card, turn your card over and announce it to the other players. (You do not need to land on your state by exact count.) Then draw another State Destination card. If you have any more moves left on your die roll, move toward that state now. **Remember to keep your new Destination secret!**

The first player to visit the four states that match his or her four State Destination cards wins the game.

Milton Bradley Company  
P. O. Box 1247  
East Longmeadow, MA 01028

GeoSafari® is a trademark of Educational Insights, Inc. Used under exclusive license.  
All Rights Reserved. © 1995 EI.  
Game of the States® is a trademark of Hasbro, Inc. © 1995 Milton Bradley Company. All Rights Reserved. 4662



## Free Manuals Download Website

<http://myh66.com>

<http://usermanuals.us>

<http://www.somanuals.com>

<http://www.4manuals.cc>

<http://www.manual-lib.com>

<http://www.404manual.com>

<http://www.luxmanual.com>

<http://aubethermostatmanual.com>

Golf course search by state

<http://golfingnear.com>

Email search by domain

<http://emailbydomain.com>

Auto manuals search

<http://auto.somanuals.com>

TV manuals search

<http://tv.somanuals.com>