

**AGES 2+**  
**00250**

**PLAYSKOOL**

# Switch 'n Call™ Cell Phone

**Thank you for choosing this PLAYSKOOL brand toy!**

**Includes 3 x 1.5V "AAA"/R03 batteries. Alkaline batteries recommended. Phillips/cross head screwdriver (not included) required for battery replacement.**

**Includes pretend cell phone and 2 adventure plates.**



## To Play

The SWITCH 'N CALL Cell Phone toy offers 3-in-1 pretend phone play for preschoolers!


- Enjoy 3 different phone conversations by attaching one of the 2 adventure plates (snap tabs into slots), or by using the phone as is.
- To start the fun, simply press the keypad!



**Just the phone  
(no plate  
attached) – talk  
with your new  
friends!**




**"Hi. What are you  
doing today?"**



**Rescue  
adventure plate  
– join in a  
special rescue  
mission!**



**"We need help on the  
mountain...please  
respond!"**

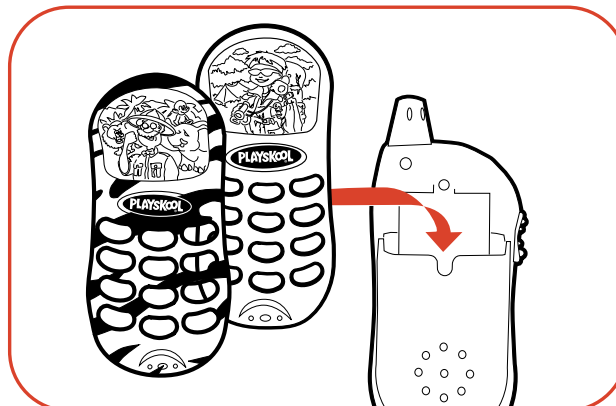


**Safari adventure  
plate – leave  
pretend messages  
for 3 safari  
animals!**



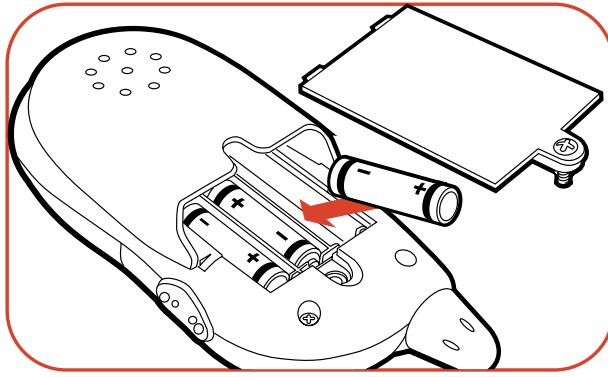
**"Hello...the  
elephants are not at  
home. Please leave a  
message."**

- Store adventure plates in the compartment on back!



## To Replace Batteries

Using Phillips/crosshead screwdriver, loosen screw in battery compartment cover (screw stays attached to cover). Remove cover. Remove and discard old batteries. Replace with 3 fresh "AAA"/LR03 (1.5V) alkaline batteries. Replace cover and tighten screw.



### CAUTION:

1. As with all small batteries, the batteries used with this toy should be kept away from small children who still put things in their mouths. If they are swallowed, promptly see a doctor and, in the U.S., have the doctor phone (202) 625-3333 collect, or, in Canada, have the doctor call your provincial Poison Control Centre.
2. Make sure the batteries are inserted correctly and always follow the toy and battery manufacturers' instructions.
3. Do not mix old batteries and new batteries or alkaline, standard (carbon-zinc) or rechargeable (nickel-cadmium) batteries.

### IMPORTANT: BATTERY INFORMATION

Please retain this information for future reference.  
Batteries should be replaced by an adult.

### CAUTION:

1. Always follow the instructions carefully. Use only batteries specified and be sure to insert them correctly by matching the + and - polarity markings.
2. Do not mix old batteries and new batteries or standard (carbon-zinc) with alkaline batteries.
3. Remove exhausted or dead batteries from the product.
4. Remove batteries if product is not to be played with for a long time.
5. Do not short circuit the supply terminals.
6. Should this product cause, or be affected by, local electrical interference, move it away from other electrical equipment. Reset (switching off and back on again or removing and re-inserting batteries) if necessary.
7. **RECHARGEABLE BATTERIES:** Do not mix these with any other types of battery. Always remove from the product before recharging. Recharge batteries under adult supervision. **DO NOT RECHARGE OTHER TYPES OF BATTERIES.**
8. As with all small items, these batteries should be kept away from children. If swallowed, seek medical attention immediately.

## FCC STATEMENT

This equipment has been tested and found to comply with the limits for a Class B digital device, pursuant to part 15 of the FCC Rules. These limits are designed to provide reasonable protection against harmful interference in a residential installation. This equipment generates, uses and can radiate radio frequency energy, and, if not installed and used in accordance with the instructions, may cause harmful interference to radio communications. However, there is no guarantee that interference will not occur in a particular installation. If this equipment does cause harmful interference to radio or television reception, which can be determined by turning the equipment off and on, the user is encouraged to try to correct the interference by one or more of the following measures:

- Reorient or relocate the receiving antenna.
- Increase the separation between the equipment and the receiver.
- Consult the dealer or an experienced radio/TV technician for help.



© 2002, 2003 Hasbro. All Rights Reserved.  
® denotes Reg. U.S. Pat. & TM Office.  
00250 P/N 6269220000



Questions? Call: 1-800-PLAYSKL

## Free Manuals Download Website

<http://myh66.com>

<http://usermanuals.us>

<http://www.somanuals.com>

<http://www.4manuals.cc>

<http://www.manual-lib.com>

<http://www.404manual.com>

<http://www.luxmanual.com>

<http://aubethermostatmanual.com>

Golf course search by state

<http://golfingnear.com>

Email search by domain

<http://emailbydomain.com>

Auto manuals search

<http://auto.somanuals.com>

TV manuals search

<http://tv.somanuals.com>