




AGES: 4+

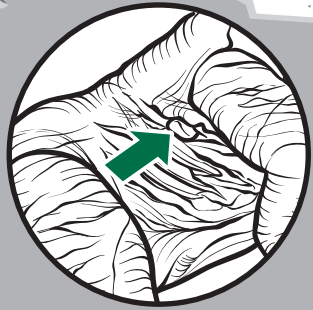
29445 Asst.

INSTRUCTIONS

Each sold separately.



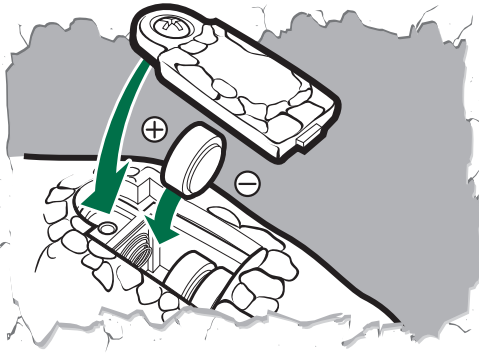
**Batteries included. Replace with 3 x 1.5v "A76" or LR44 size alkaline batteries.
Phillips/crosshead screwdriver (not included) needed to replace batteries.**



Press DINO DAMAGE™* on side to hear dinosaur sounds.



Each sold separately.



To Replace Batteries: Using a Phillips/crosshead screwdriver (not included), loosen screw in battery compartment cover. Remove cover. Remove and discard batteries. Insert 3 x 1.5v "A76" or LR44 size alkaline batteries. Replace door, and tighten screw with screwdriver. See diagrams for polarity.



CAUTION:

- 1) As with all small batteries, the batteries used with this toy should be kept away from small children who still put things in their mouths. If they are swallowed, promptly see a doctor and, in the U.S., have the doctor phone (202) 625-3333 collect, or, in Canada, have the doctor call your provincial Poison Control Center.
- 2) Make sure the batteries are inserted correctly and follow the toy and battery manufacturers' instructions.
- 3) Do not mix old and new batteries, alkaline, standard (carbon-zinc) or rechargeable (nickel-cadmium) batteries.

IMPORTANT: BATTERY INFORMATION

Please retain this information for future reference.
Batteries should be replaced by an adult.



CAUTION:

1. Always follow the instructions carefully. Use only batteries specified and be sure to insert them correctly by matching the + and - polarity markings.
2. Do not mix old batteries and new batteries, or standard (carbon-zinc) with alkaline batteries.
3. Remove exhausted or dead batteries from the product.
4. Remove batteries if product is not to be played with for a long time.
5. Do not short-circuit the supply terminals.
6. Should this product cause, or be affected by, local electrical interference, move it away from other electrical equipment. Reset (switching off and back on again or removing and re-inserting batteries) if necessary.
7. **RECHARGEABLE BATTERIES:** Do not mix these with any other types of battery. Always remove from the product before recharging. Recharge batteries under adult supervision. **DO NOT RECHARGE OTHER TYPES OF BATTERIES.**
8. As with all small items, these batteries should be kept away from children. If swallowed, seek medical attention immediately.

Free Manuals Download Website

<http://myh66.com>

<http://usermanuals.us>

<http://www.somanuals.com>

<http://www.4manuals.cc>

<http://www.manual-lib.com>

<http://www.404manual.com>

<http://www.luxmanual.com>

<http://aubethermostatmanual.com>

Golf course search by state

<http://golfingnear.com>

Email search by domain

<http://emailbydomain.com>

Auto manuals search

<http://auto.somanuals.com>

TV manuals search

<http://tv.somanuals.com>