

SPIDER-MAN 3

VENOM'S Vengeance Chopper

AGES 4+
69220/69129 Asst.

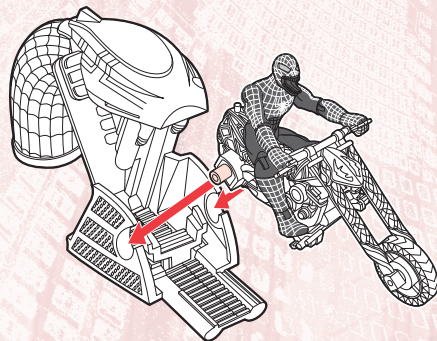


CAUTION:

Hair entanglement may result if child's hair comes in contact with moving parts of toy. Adult supervision is required.

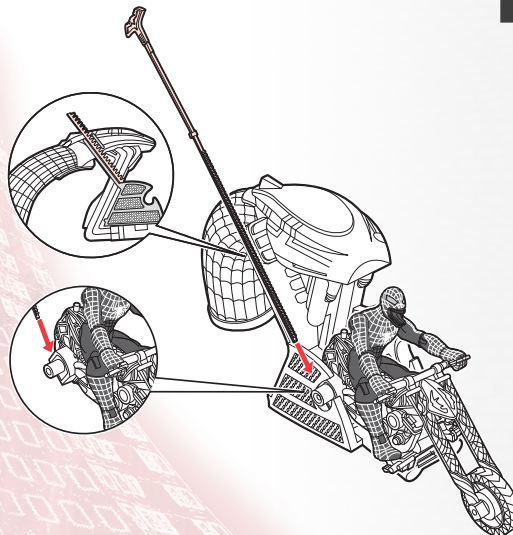
1

Lock bike into launcher.



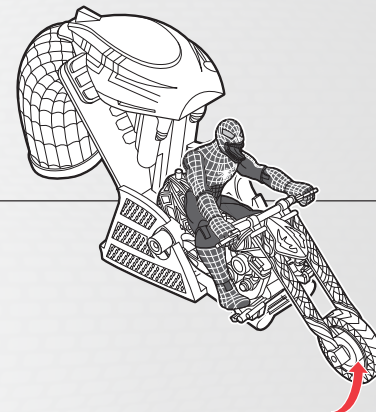
2

Insert ripcord with teeth facing up.

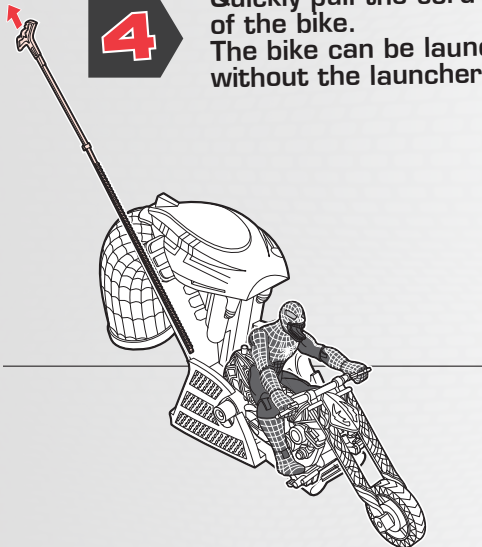


3

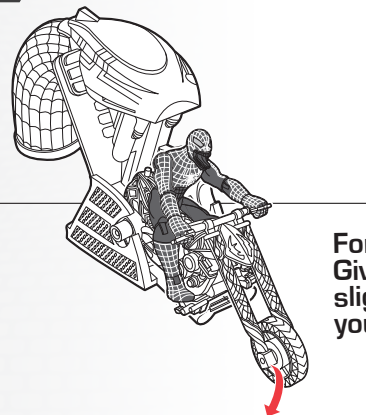
Holding the launcher and bike near the floor, tilt the launcher back so that the front wheel of the bike is slightly elevated.



4 Quickly pull the cord out of the bike. The bike can be launched without the launcher too!

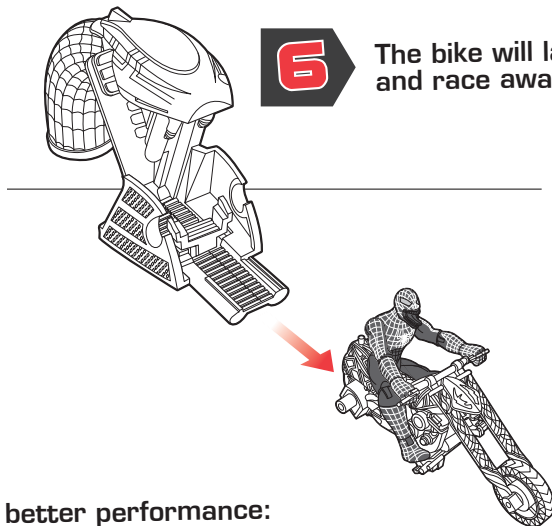


5 Lower both wheels of the bike to the floor.



For better performance:
Give the launcher a
slight push forward as
you launch!

6 The bike will launch and race away!



SPIDER-MAN
MERCHANDISING

COLUMBIA
PICTURES

© 2006 COLUMBIA PICTURES INDUSTRIES, INC. ALL RIGHTS RESERVED.



Not suitable for children
under 3 years because of
small parts — choking hazard.

Spider-Man and all related characters and the distinctive likeness thereof: TM & © 2007 Marvel Characters, Inc. Spider-Man 3, the Movie: TM & © 2007 Columbia Pictures Industries, Inc. All rights reserved.

www.marvel.com

®* and/or TM* & © 2007 Hasbro. All Rights Reserved.

TM & © denote U.S. Trademarks.

P/N: 6690050000

Free Manuals Download Website

<http://myh66.com>

<http://usermanuals.us>

<http://www.somanuals.com>

<http://www.4manuals.cc>

<http://www.manual-lib.com>

<http://www.404manual.com>

<http://www.luxmanual.com>

<http://aubethermostatmanual.com>

Golf course search by state

<http://golfingnear.com>

Email search by domain

<http://emailbydomain.com>

Auto manuals search

<http://auto.somanuals.com>

TV manuals search

<http://tv.somanuals.com>