

70236



KRUSTY


Thank you for purchasing The Simpsons™ PRANKSTER PHONE, a real working touch tone phone with tons of cool features and authentic sounds from the hit TV show!

Please be sure to read and follow all instructions carefully before using this product, plug in your phone and you're ready to go!

Includes phone and 10 ft. standard phone cord.

Works with any standard phone line.

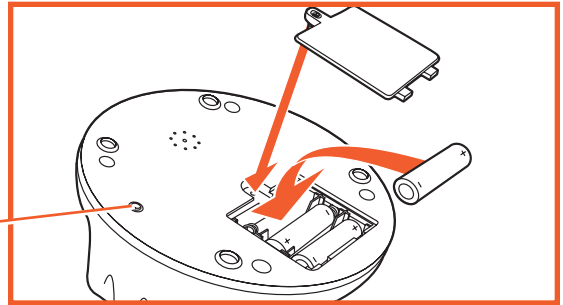
Requires 3 x 1.5V "AA"/LR6 alkaline batteries (not included). Phillips/cross head screwdriver (not included) needed to insert batteries.



TO INSERT BATTERIES

Using a Phillips/cross head screwdriver, loosen the screw in the battery compartment cover (screw stays attached to cover). Remove cover. Insert 3 x 1.5V "AA"/LR6 alkaline batteries. Replace cover and tighten screw.

RESET BUTTON



CAUTION: TO AVOID BATTERY LEAKAGE

1. Be sure to insert the batteries correctly and always follow the toy and battery manufacturers' instructions;
2. Do not mix old batteries and new batteries or alkaline, standard (carbon-zinc) or rechargeable (nickel-cadmium) batteries;
3. Always remove weak or dead batteries from the product.

IMPORTANT: BATTERY INFORMATION

Please retain this information for future reference.

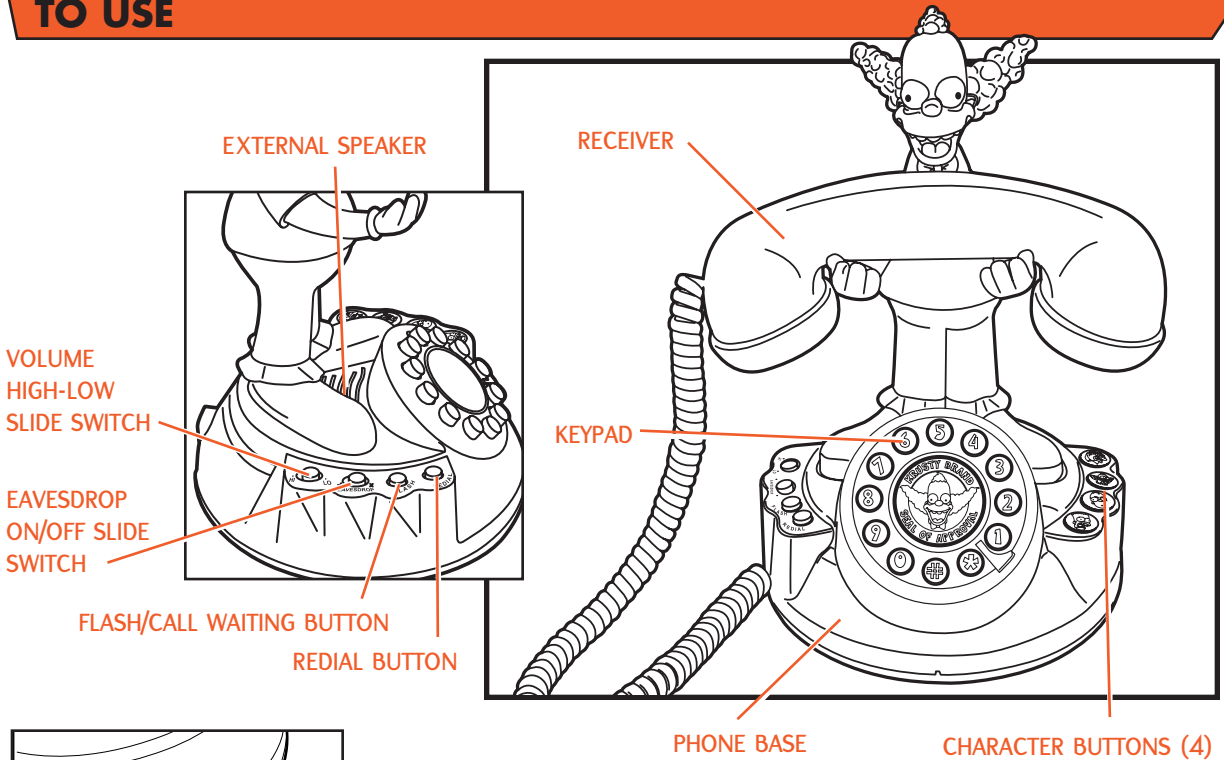
Batteries should be replaced by an adult.

CAUTION:

1. Always follow the instructions carefully. Use only batteries specified and be sure to insert item correctly by matching the + and – polarity markings.
2. Do not mix old batteries and new batteries or standard (carbon-zinc) with alkaline batteries.
3. Remove exhausted or dead batteries from the product.
4. Remove batteries if product is not to be played with for a long time.
5. Do not short circuit the supply terminals.
6. Should this product cause, or be affected by, local electrical interference, move it away from other electrical equipment. Reset (press the reset button on the bottom of the phone or remove and reinsert batteries) if necessary.
7. RECHARGEABLE BATTERIES: Do not mix these with any other types of battery. Always remove from the product before recharging. Recharge batteries under adult supervision. DO NOT RECHARGE OTHER TYPES OF BATTERIES.

NOTE: If no batteries are installed in the phone, some functions of the phone such as The Simpsons ring tone and external speaker, will not work.

TO USE



Connect one end of the 10 ft. phone cord to the socket on the phone and the other end of the phone cord to the phone jack in your wall.

1. **Ring Tone:** The Simpsons theme song is the ring tone on this phone. When you hear this song, pick up the phone and begin talking. To make a phone call, lift up the receiver, dial your desired phone number on the keypad, and wait for a response.
2. **Character Buttons:** There are two ways of using the character buttons. Press a character button when you're not on the phone to hear an authentic phrase from that character. The character's voice will come out of the external speaker. To hear the character's voice over the phone while you are on the phone speaking to someone, press one of the character buttons.
3. **Volume High-Low Slide Switch:** To adjust the volume on your phone, simply slide the switch to "High" if you desire a louder volume, or "Low" if you desire a quieter volume.
4. **Eavesdrop Function:** If someone else picks up another phone in your house while you're on the phone, you will hear Bart say "Heh, Heh, Heh" in a very sneaky voice to alert you that someone is listening in on your conversation. When the eavesdropper hangs up you will hear Bart say "I'm outta here!" to alert you that you are no longer being eavesdropped on.
5. **Flash/ Call Waiting Function:** Press the Flash/Call Waiting button to pick up an incoming phone call while you are using the phone. Press this button again to return to your first phone call.
6. **Redial Function:** Press the Redial button to redial the last number dialed.

CONSUMER INFORMATION

- a) This equipment complies with Part 68 of the FCC rules and the requirements adopted by the ACTA. On the bottom of this equipment is a label that contains, among other information, a product identifier in the format US:AAAEQ##TXXXX. If requested, this number must be provided to the telephone company.
- b) An applicable certification jacks Universal Service Order Codes (USOC) for the equipment is provided (i.e., RJ11C) in the packaging with each piece of approved terminal equipment.
- c) A plug and jack used to connect this equipment to the premises wiring and telephone network must comply with the applicable FCC Part 68 rules and requirements adopted by the ACTA. A compliant telephone cord and modular plug is provided with this product. It is designed to be connected to a compatible modular jack that is also compliant. See installation instructions for details.
- d) The REN is used to determine the number of devices that may be connected to a telephone line. Excessive RENs on a telephone line may result in the devices not ringing in response to an incoming call. In most but not all areas, the sum of RENs should not exceed five (5.0). To be certain of the number of devices that may be connected to a line, as determined by the total RENs, contact the local telephone company. [For products approved after July 23, 2001, the REN for this product is part of the product identifier that has the format US:AAAEQ##TXXXX. The digits represented by ## are the REN without a decimal point (e.g., 03 is a REN of 0.3). For earlier products, the REN is separately shown on the label.]
- e) If this telephone causes harm to the telephone network, the telephone company will notify you in advance that temporary discontinuance of service may be required. But if advance notice isn't practical, the telephone company will notify the customer as soon as possible. Also, you will be advised of your right to file a complaint with the FCC if you believe it is necessary.
- f) The telephone company may make changes in its facilities, equipment, operations or procedures that could affect the operation of the equipment. If this happens the telephone company will provide advance notice in order for you to make necessary modifications to maintain uninterrupted service.
- g) Should you experience trouble with this equipment, please contact:
Hasbro Inc.
Consumer Returns A-847
1027 Newport Ave.
Pawtucket, RI 02862
(800) 844-3733
for repair or warranty information. If the equipment is causing harm to the telephone network, the telephone company may request that you disconnect the equipment until the problem is resolved.
- h) Please follow instructions for repairing if any (e.g. battery replacement section); otherwise do not alternate or repair any parts of device except specified.
- i) Connection to party line service is subject to state tariffs. Contact the state public utility commission, public service commission or corporation commission for information.
- j) NOTICE: If your home has specially wired alarm equipment connected to the telephone line, ensure the installation of this equipment does not disable your alarm. If you have questions about what will disable alarm equipment, consult your telephone company or a qualified installer.
- k) This equipment is hearing aid compatible.

NOTICE: According to telephone company reports, AC electrical surges, typically resulting from lightning strikes, are very destructive to telephone equipment connected to AC power sources. To minimize damage from these types of surges, a surge arrestor is recommended.



®* and/or TM* & © 2003 Hasbro. All Rights Reserved.

® denotes Reg. U.S. Pat. & TM Office.

"THE SIMPSONS"™ & © 2003 Twentieth Century Fox Film Corporation.
All rights reserved. 70236 P/N 6303660000

FCC STATEMENT

This equipment has been tested and found to comply with the limits for a Class B digital device, pursuant to part 15 of the FCC Rules. These limits are designed to provide reasonable protection against harmful interference in a residential installation. This equipment generates, uses and can radiate radio frequency energy, and, if not installed and used in accordance with the instructions, may cause harmful interference to radio communications. However, there is no guarantee that interference will not occur in a particular installation. If this equipment does cause harmful interference to radio or television reception, which can be determined by turning the equipment off and on, the user is encouraged to try to correct the interference by one or more of the following measures:

- Reorient or relocate the receiving antenna.
- Increase the separation between the equipment and the receiver.
- Consult the dealer or an experienced radio/TV technician for help.
- Changes or modifications to this unit not expressly approved by the party responsible for compliance could void the user's authority to operate the equipment.

IMPORTANT SAFETY INSTRUCTIONS

BEFORE USING YOUR TELEPHONE EQUIPMENT, BASIC SAFETY PRECAUTION SHOULD ALWAYS BE FOLLOWED TO REDUCE THE RISK OF FIRE, ELECTRIC SHOCK AND INJURY TO PERSONS, INCLUDING THE FOLLOWING:

1. Read and understand all instructions.
2. Follow all warnings and instructions marked on the product.
3. Unplug this product from the wall telephone jack and power outlet before cleaning. Do not use liquid cleaners or aerosol cleaners. Use damp cloth for cleaning.
4. Do not use this product near water, for example, near a bathtub, wash bowl, pool or in a wet basement.
5. This product should be operated only from the type of power source in these instructions. If you are not sure of the type of power supply to your home consult your local power company.
6. Do not allow anything to rest on the power cord. Do not locate this product where the cord will be damaged by persons walking on it.
7. Do not overload wall outlets extension cords, as this can result in fire or electric shock.
8. Never push objects of any kind into this product as they may touch dangerous voltage points or short out parts. This could result in fire or electric shock. Never spill liquid of any kind on this product.
9. To reduce the risk of electric shock, do not disassemble this product. Instead, when some repair work is required, take the unit to a qualified technician. Opening or removing covers may expose you to dangerous voltage or other risks. Incorrect reassembly can cause electric shock when the appliance is subsequently used.
10. Unplug this product from the wall outlet and refer servicing to qualified service personnel under the following conditions:
 - When the phone cord or plug is damaged or frayed.
 - If liquid has been spilled onto the product.
 - If the product has been exposed to rain or water.
 - The product does not operate normally and proper operating instructions have been followed, adjust only those controls that are covered by the operating instructions. Improper adjustment of other controls may result in damage and will often require extensive work by a qualified technician to restore the product to normal operation.
 - If the product has been dropped.
 - If the product exhibits a distinct change in performance.
11. Avoid using telephone during an electrical storm. There may be a remote risk of an electrical shock from lightning.
12. Do not use the telephone to report a gas leak in the vicinity of the leak.

TIGER
ELECTRONICS®
Where Technology Comes to Play!™**

TIGERTOYS.COM
For new products and offers

Questions? Call: 1-800-327-8264

Free Manuals Download Website

<http://myh66.com>

<http://usermanuals.us>

<http://www.somanuals.com>

<http://www.4manuals.cc>

<http://www.manual-lib.com>

<http://www.404manual.com>

<http://www.luxmanual.com>

<http://aubethermostatmanual.com>

Golf course search by state

<http://golfingnear.com>

Email search by domain

<http://emailbydomain.com>

Auto manuals search

<http://auto.somanuals.com>

TV manuals search

<http://tv.somanuals.com>