

## HASSELBLAD HC 2.2/100

### GENERAL LENS DATA:

Focal length	100.0 mm
Aperture range	2.2 - 32
Angle of view diag/hor/vert	38°/31°/24°
Length/diameter	80.5 mm/87.5 mm
Weight	780 g
Filter diameter	77 mm



### CLOSE FOCUS RANGE DATA:

Minimum distance object to film	0.90 m
Maximum image scale	1:7.2
Corresponding area of coverage	39 x 29 cm
Corresponding exposure reduction	0.4 f-stop

### LENS DESIGN

6 elements in 5 groups

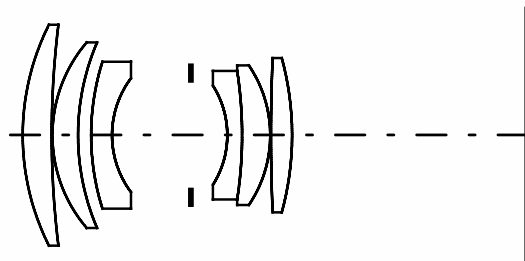
### FOCUS TYPE

Full focusing

### ENTRANCE PUPIL POSITION

68 mm in front of the film plane  
(at infinite focus setting)

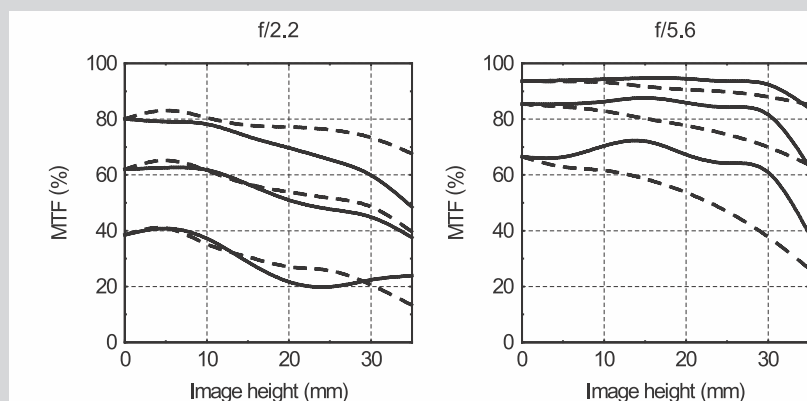
The entrance pupil position is the correct position of the axis of rotation when making a panorama image by combining individual images of a scene.



### MTF

Modulation Transfer as a function of image height at infinite focus setting.

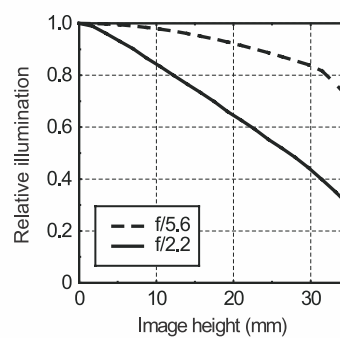
Sagittal slit orientation drawn with continuous line and tangential with dashed. White light. Spatial frequencies 10, 20 and 40 lp/mm



## HASSELBLAD HC 2.2/100

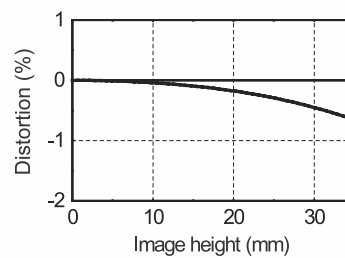
### RELATIVE ILLUMINATION

Infinity setting



### DISTORTION

Infinity setting



## Free Manuals Download Website

<http://myh66.com>

<http://usermanuals.us>

<http://www.somanuals.com>

<http://www.4manuals.cc>

<http://www.manual-lib.com>

<http://www.404manual.com>

<http://www.luxmanual.com>

<http://aubethermostatmanual.com>

Golf course search by state

<http://golfingnear.com>

Email search by domain

<http://emailbydomain.com>

Auto manuals search

<http://auto.somanuals.com>

TV manuals search

<http://tv.somanuals.com>