

HASSELBLAD HC 2.8/80

GENERAL LENS DATA:

Focal length	82.3 mm
Aperture range	2.8 - 32
Angle of view diag/hor/vert	46°/38°/29°
Length/diameter	70 mm/84 mm
Weight	475 g
Filter diameter	67 mm



CLOSE FOCUS RANGE DATA:

Minimum distance object to film	0.70 m
Maximum image scale	1:6.5
Corresponding area of coverage	36 x 27 cm
Corresponding exposure reduction	0.3 f-stop

LENS DESIGN

6 elements in 6 groups

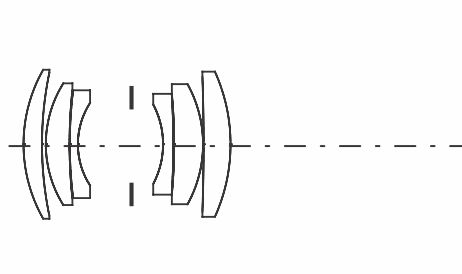
FOCUS TYPE

Full focusing

ENTRANCE PUPIL POSITION

79 mm in front of the film plane
(at infinite focus setting)

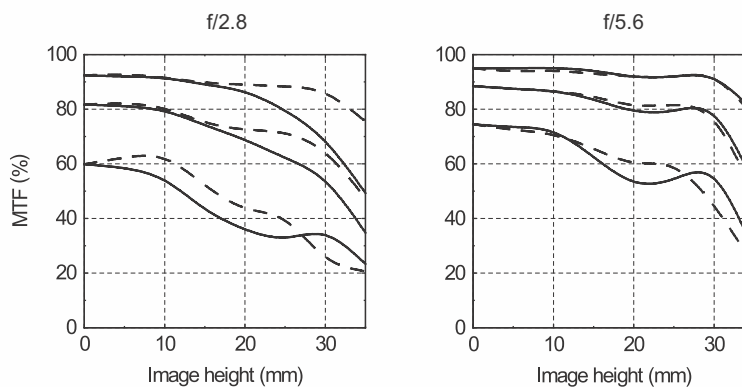
The entrance pupil position is the correct position of the axis of rotation when making a panorama image by combining individual images of a scene.



MTF

Modulation Transfer as a function of image height at infinite focus setting.

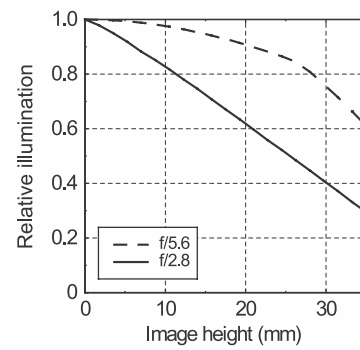
Sagittal slit orientation drawn with continuous line and tangential with dashed. White light. Spatial frequencies 10, 20 and 40 lp/mm



HASSELBLAD HC 2.8/80

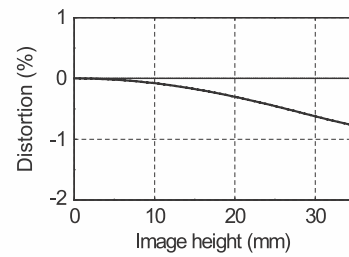
RELATIVE ILLUMINATION

Infinity setting



DISTORTION

Infinity setting



Free Manuals Download Website

<http://myh66.com>

<http://usermanuals.us>

<http://www.somanuals.com>

<http://www.4manuals.cc>

<http://www.manual-lib.com>

<http://www.404manual.com>

<http://www.luxmanual.com>

<http://aubethermostatmanual.com>

Golf course search by state

<http://golfingnear.com>

Email search by domain

<http://emailbydomain.com>

Auto manuals search

<http://auto.somanuals.com>

TV manuals search

<http://tv.somanuals.com>