

HASSELBLAD HC 3.5-4.5/50-110

GENERAL LENS DATA:

Focal length	51.5 (108.3) mm
Aperture range	3.5 (4.5) - 32
Angle of view diag/hor/vert	69°/58°/46° (35°/29°/22°)
Length/diameter	152 mm/103 mm
Weight	1650 g
Filter diameter	95 mm

CLOSE FOCUS RANGE DATA:

Minimum distance object to film	0.70 m
Maximum image scale	1:10.8 (1:5.2)
Corresponding area of coverage	60 x 45 (29 x 21) cm
Corresponding exposure reduction	0 f-stop



COMPATIBILITY

The HC3,5-4,5/50-110 mm lens is not compatible with the converter 1.7x.

LENS DESIGN

14 elements in 9 groups

FOCUS TYPE

Front focusing

ENTRANCE PUPIL POSITION

50 mm setting: 164 mm

80 mm setting: 161 mm

110 mm setting: 173 mm

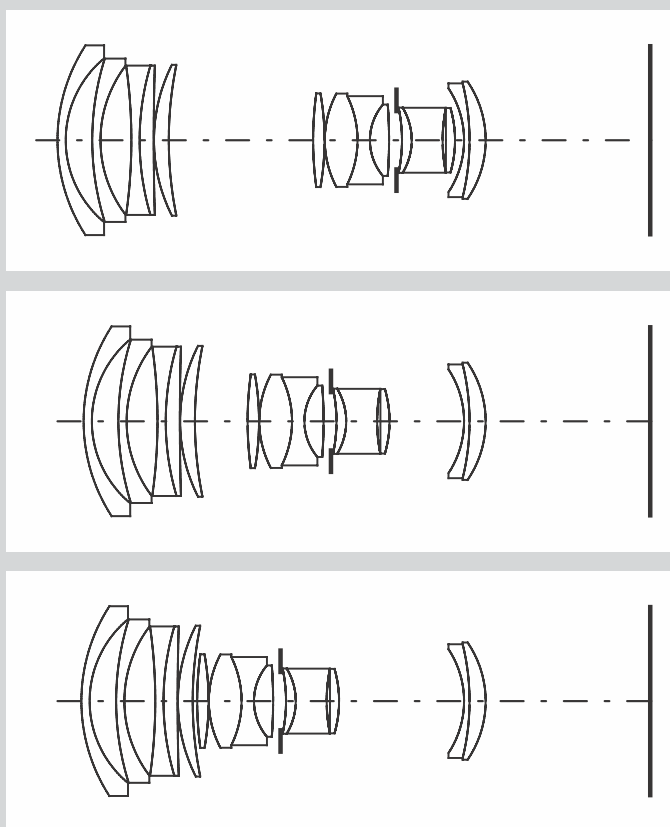
In front of the film plane
(at infinite focus setting)

The entrance pupil position is the correct position of the axis of rotation when making a panorama image by combining individual images of a scene.

50 mm

80 mm

110 mm



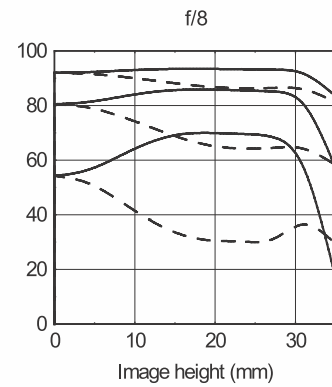
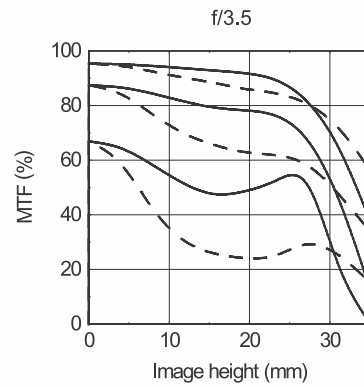
HASSELBLAD HC 3.5-4.5/50-110

MTF

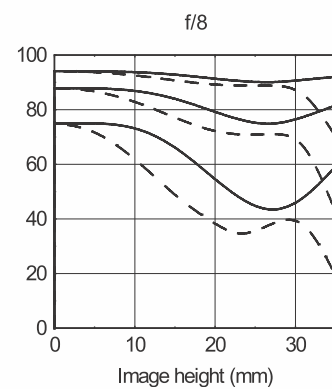
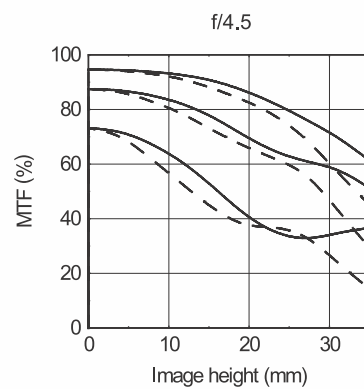
Modulation Transfer as a function of image height at infinite focus setting.

Sagittal slit orientation drawn with continuous line and tangential with dashed. White light. Spatial frequencies 10, 20 and 40 lp/mm

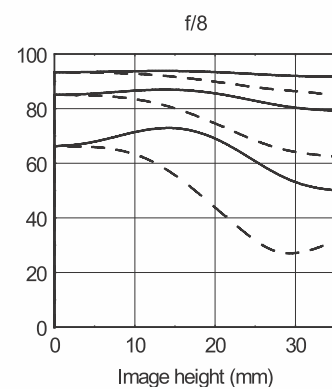
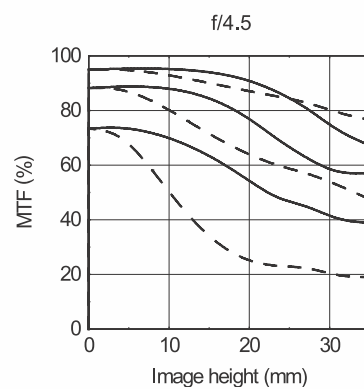
50 mm



80 mm



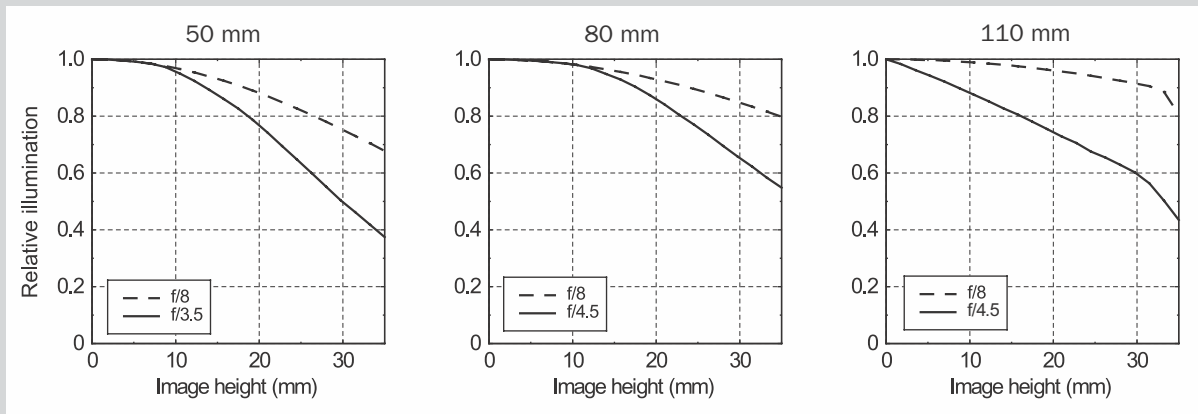
110 mm



HASSELBLAD HC 3.5-4.5/50-110

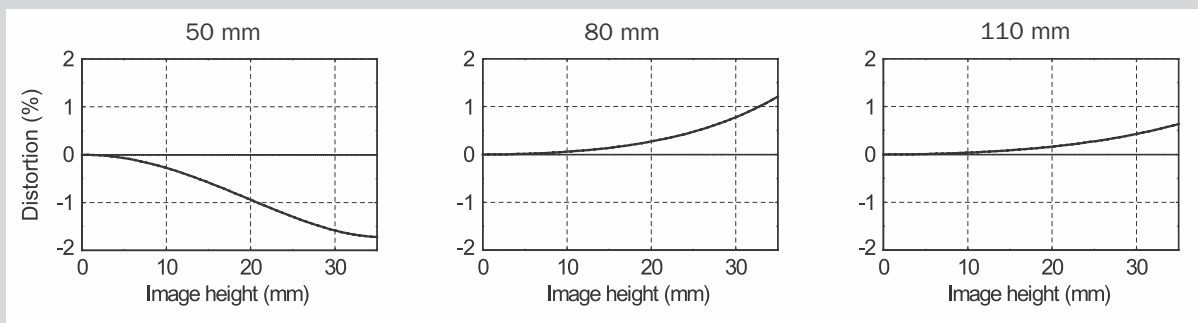
RELATIVE ILLUMINATION

Infinity setting



DISTORTION

Infinity setting



Free Manuals Download Website

<http://myh66.com>

<http://usermanuals.us>

<http://www.somanuals.com>

<http://www.4manuals.cc>

<http://www.manual-lib.com>

<http://www.404manual.com>

<http://www.luxmanual.com>

<http://aubethermostatmanual.com>

Golf course search by state

<http://golfingnear.com>

Email search by domain

<http://emailbydomain.com>

Auto manuals search

<http://auto.somanuals.com>

TV manuals search

<http://tv.somanuals.com>