

## HASSELBLAD HC 4.5/300

### GENERAL LENS DATA:

Focal length	292.0 mm
Aperture range	4.5 - 45
Angle of view diag/hor/vert	13°/11°/8°
Length/diameter	198 mm/100 mm
w. tripod mount	198 mm/139 mm
Weight	2120 g
Filter diameter	95 mm

### CLOSE FOCUS RANGE DATA:

Minimum distance object to film	2.45 m
Maximum image scale	1:7.5
Corresponding area of coverage	41 x 31 cm
Corresponding exposure reduction	0 f-stop

### COMPATIBILITY

When the HC300 is used together with the H1,7X converter, the autofocus function of the camera is disabled.



### LENS DESIGN

9 elements in 7 groups

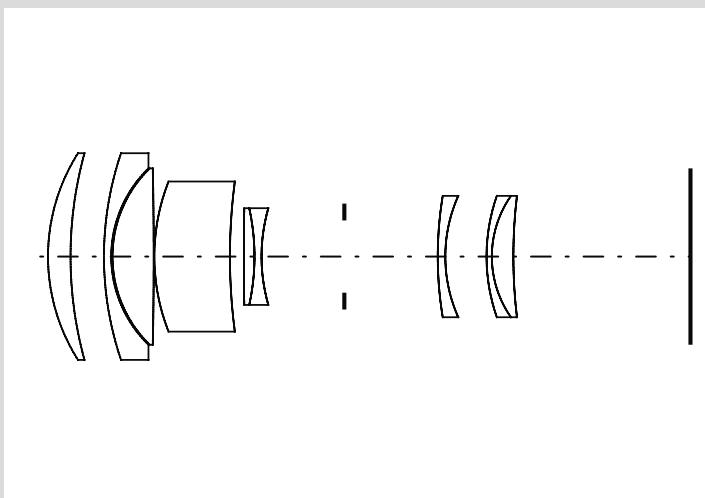
### FOCUS TYPE

Internal focusing

### ENTRANCE PUPIL POSITION

13 mm in front of the film plane  
(at infinite focus setting)

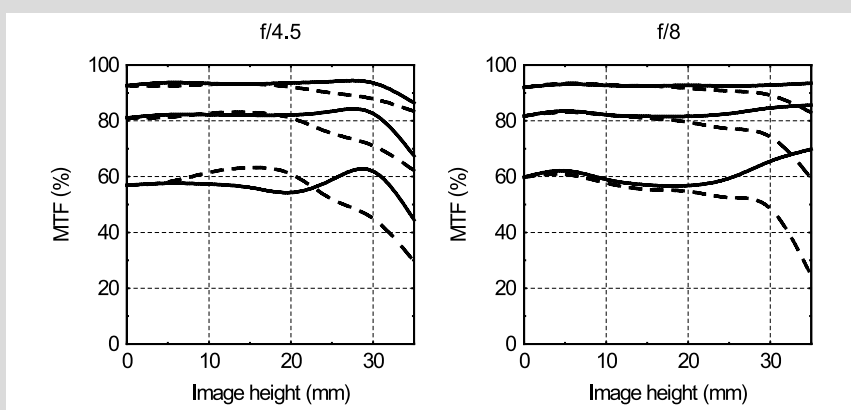
The entrance pupil position is the correct position of the axis of rotation when making a panorama image by combining individual images of a scene.



### MTF

Modulation Transfer as a function of image height at infinite focus setting.

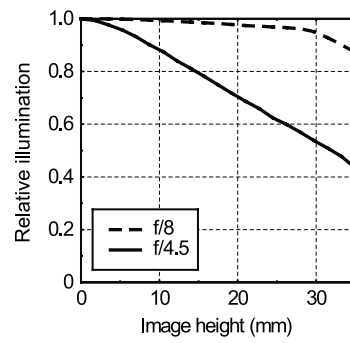
Sagittal slit orientation drawn with continuous line and tangential with dashed. White light. Spatial frequencies 10, 20 and 40 lp/mm



## HASSELBLAD HC 4.5/300

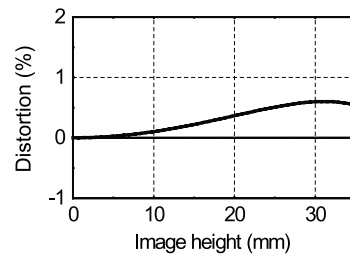
### RELATIVE ILLUMINATION

Infinity setting



### DISTORTION

Infinity setting



## Free Manuals Download Website

<http://myh66.com>

<http://usermanuals.us>

<http://www.somanuals.com>

<http://www.4manuals.cc>

<http://www.manual-lib.com>

<http://www.404manual.com>

<http://www.luxmanual.com>

<http://aubethermostatmanual.com>

Golf course search by state

<http://golfingnear.com>

Email search by domain

<http://emailbydomain.com>

Auto manuals search

<http://auto.somanuals.com>

TV manuals search

<http://tv.somanuals.com>