

## AIR-COOLED CONDENSING UNITS

### 1/2-6 HP Indoor and Outdoor Models

#### Technical Guide



## Table of Contents

Nomenclature.....	2
Features & Benefits .....	3
Options .....	4
Hermetic Compressors .....	5
Performance Data .....	5
Medium & High Temp., R-22 .....	5
Extended Temp., R-404A/507 .....	6
Low Temp., R-404A/507 .....	7
Unit Specification Data.....	7
Electrical Data .....	8
Scroll Compressors .....	9
Performance Data .....	9
Medium Temp., R-404A/507 .....	9
Low Temp., R-404A/507 .....	10
Medium Temp., R-22.....	11
Low Temp., R-22 .....	12
Unit Specification Data.....	13
Electrical Data .....	13
Semi-hermetic Compressors .....	14
Performance Data .....	14
High Temp., R-22 .....	14
Medium Temp., R-404A/507 .....	15
Low Temp., R-404A/507 .....	16
Unit Specification Data.....	17
Electrical Data .....	18
Medium Temp.....	18
Low Temp. ....	19
Replacement Parts by InterLink™ .....	19
Dimensional Drawings of Cabinet .....	20-21



We have made a commitment to customer needs, innovation and environmental stewardship and have dedicated ourselves to delivering energy-efficient choices that reduce costs, improve bottom lines and enhance equipment performance and service life. The PSC motor is an Energy Solutions® feature and is optimized to help you save money by increasing energy efficiency.

## Nomenclature

<b>B</b>	<b>H</b>	<b>T</b>	<b>030</b>	<b>L</b>	<b>6</b>	<b>C</b>	<b>F</b>
<b>Model</b>	<b>Compressor</b>	<b>Application</b>	<b>Equiv. HP</b>	<b>Temp.</b>	<b>Refrigerant</b>	<b>Voltage</b>	<b>Identifier</b>
B = Bohn	H = Hermetic S = Semi-herm. Z = Scroll	T = Outdoor N = Indoor S = Beacon II™ Microprocessor B = Bohnmizer	005 = 1/2 HP 008/009 = 3/4 HP 010, 011 = 1 HP 01* = 1-1/2 HP 02* = 2 HP 03* = 3 HP 04* = 4 HP 05* = 5 HP 060 = 6 HP	H = High L = Low M = Medium E = Extra Low X = Extended Medium	2 = R-22 6 = R-404A/507	B = 208/230/1/60 C = 208/230/3/60 D = 460/3/60 G = 230/1/60	F = Stock

## Features & Benefits

Cabinet & Construction
<ul style="list-style-type: none"> <li>• Painted galvanized cabinets for superior strength and corrosion protection including hoods for outdoor units</li> <li>• Heavy duty steel raised base with 1-1/2" legs</li> <li>• Fan guards and wiring conduit on indoor models</li> </ul>
Serviceability
<ul style="list-style-type: none"> <li>• Suction service valves for hermetic and scroll compressors located outside the cabinet for quick installations. Semi-hermetic compressor models have a suction valve on the compressor and an access fitting on the suction line entering the cabinet. A receiver with fusible plug, liquid shutoff valve and charging port is also standard</li> <li>• Large electrical panel for ease of access</li> <li>• Prefabricated wiring harnesses for tight crimp connections and consistent labeling</li> <li>• Unit stays on line if the hood is removed for servicing</li> <li>• Sight glass is easily viewable</li> </ul>
Quality
<ul style="list-style-type: none"> <li>• All units completely leak tested in a helium environment and bump tested and allowed to cycle off on the high and low pressure control. Each unit will have a copy of the run data shipped inside the electrical panel</li> <li>• Electrical circuits are completely checked for continuity</li> <li>• Piping is laid out to minimize stress and vibration and is pre-bent to eliminate leaks</li> <li>• Encapsulated, auto-reset, high and low pressure controls to eliminate leaks (standard on all high and medium temperature models, adjustable low pressure control standard on low temperature models)</li> </ul>
Fans
<ul style="list-style-type: none"> <li>• Fans specifically matched with motor and coil to attain maximum air movement and cooling</li> </ul>
Motors
<ul style="list-style-type: none"> <li>• Motors rated for 50 and 60 cycle application</li> </ul>
Compressor
<ul style="list-style-type: none"> <li>• Wide variety of compressors including: hermetic, semi-hermetic and scroll. R-22 and R-404A/507 available for both medium and low temperature applications</li> <li>• Spring-mounted compressors with vibration eliminators on all 1/2 - 6 HP semi-hermetic compressors</li> <li>• Discharge service valves on all compressors including hermetics</li> </ul>
Options
<ul style="list-style-type: none"> <li>• Factory-installed Smart Defrost Kit™ (SDK)</li> <li>• Liquid and suction filters available as options</li> </ul>



*Typical Outdoor Hermetic Unit*



*Typical Outdoor Unit with throwaway liquid-line filter and sight glass*



*Typical Outdoor Hermetic Unit with liquid filter drier and sight glass*

## Options

Electrical options:	Outdoor	Indoor	Stock
Smart Defrost Kit™	Option	Option	N/A
Dual pressure control (not available on Beacon II™)	Option	Option	N/A
Adjustable low pressure control for medium temp. comp.	Option	Option	N/A
Crankcase heater	Standard	N/A	Standard
Fused disconnect / Non-fused disconnect	Option	Shipped loose	N/A
Phase loss / low voltage monitor	Option	Option	N/A
Fixed fan cycling — pressure or temperature (2 fan units) (Pressure standard on Beacon II™)	Option	Option	N/A
Air or electric defrost timer only	Option	Option	1/2-3 HP low temp.
Electric defrost with timer & contactors (040-060 models only)	Option	Option	4-6 HP low temp.
Beacon II™	Option	Option	N/A
Mechanical options:			
Head pressure control flooding valve	Standard	Option	Standard
Liquid line drier, sight glass	Option	Option	Standard
Suction line filter	Option	Option	N/A
Suction accumulator (standard on X6 models)	Option	Option	N/A
Oil separator with discharge line check valve (D cabinet)	Option	Option	N/A
Liquid line solenoid valve and pumpdown switch	Option	Option	N/A
Replaceable core liquid line filter (D cabinet)	Option	Option	N/A
Replaceable core suction line filter (D cabinet)	Option	Option	N/A
Precharged refrigerant with line sets and wire harnesses	Option	Option	N/A
Oversize receiver (D cabinet)	Option	Option	N/A
Low ambient kit with heated and insulated receiver, TD relay	Option	N/A	N/A
12" Extended legs for snowbelt operation	Shipped loose	Shipped loose	Shipped loose



The Beacon II™ Refrigeration System is a preassembled, factory installed refrigeration system featuring an integrated microcomputer based electronic control board.

The Beacon II™ Refrigeration System replaces the expansion valve, solenoid valve, room thermostat, defrost control and timer. It comes factory preset thereby eliminating all of the expensive and time consuming fine tuning and adjustments necessary for a good system installation. For additional information, contact your Sales Representative.

## The Bohnmizer® System

The Bohnmizer® system is a complete factory furnished commercial refrigeration split system designed to operate properly regardless of climatic conditions. As the ambient temperature falls below 75°F, the head pressure is allowed to decrease in direct relationship to the ambient.

The heart of the system is the Bohnmizer valve, whose design allows the proper amount of refrigerant to flow to the evaporator irrespective of the valve inlet pressure. The Bohnmizer valve also responds very rapidly to changes in suction temperature, which assures the maintenance of low superheat, regardless of the ambient temperature.

The Bohnmizer system concept results in operational energy savings, increased compressor life, reduced refrigerant costs and less maintenance expense.

# HERMETIC COMPRESSORS

## Performance Data - Medium & High Temperature (R-22)

R-22 Model	Compressor	Capacity BTUH @ 90°F Ambient Suction Temperature						
		40°F	30°F	25°F	20°F	15°F	10°F	0°F
BH*-005H2	ART82C1	7,470	5,640	5,090	4,610	4,170	3,740	2,940
BH*-008H2	RS64C2	10,690	8,990	8,080	7,310	6,610	5,850	4,540
BH*-010H2	RS70C1	11,360	10,100	8,620	7,730	6,840	6,070	4,280
BH*-015H2	CR18KQ	-	14,580	12,910	11,350	9,910	8,100	5,650
BH*-020H2	CR24KQ	24,360	19,930	17,760	15,650	13,650	11,640	8,560
BH*-029M2	CR37KQ	-	26,210	23,630	21,300	18,870	16,620	11,700
BH*-030H2	CR37KQ	41,190	33,300	29,500	25,830	22,330	19,040	13,210
BH*-040H2	CR53KQ	57,430	46,140	40,790	35,620	30,740	26,150	18,100
BH*-050H2	CRN-0500	64,770	52,240	46,250	40,490	35,010	29,860	20,740

R-22 Model	Compressor	Capacity BTUH @ 95°F Ambient Suction Temperature						
		40°F	30°F	25°F	20°F	15°F	10°F	0°F
BH*-005H2	ART82C1	7,170	5,410	4,870	4,410	3,990	3,580	2,790
BH*-008H2	RS64C2	10,280	8,540	7,740	6,980	6,310	5,580	4,320
BH*-010H2	RS70C1	10,870	9,120	8,150	7,350	6,490	5,740	3,870
BH*-015H2	CR18KQ	-	13,830	12,210	10,670	9,260	7,510	5,130
BH*-020H2	CR24KQ	23,190	18,980	16,910	14,900	12,990	11,090	8,150
BH*-029M2	CR37KQ	-	25,100	22,780	20,270	17,880	15,450	10,900
BH*-030H2	CR37KQ	38,230	31,710	28,090	24,610	21,260	18,140	12,580
BH*-040H2	CR53KQ	54,690	43,950	38,840	33,930	29,270	24,920	17,240
BH*-050H2	CRN-0500	61,680	49,760	44,050	38,560	33,340	28,440	19,750

R-22 Model	Compressor	Capacity BTUH @ 100°F Ambient Suction Temperature						
		40°F	30°F	25°F	20°F	15°F	10°F	0°F
BH*-005H2	ART82C1	6,850	5,200	4,680	4,430	3,990	3,410	-
BH*-008H2	RS64C2	9,850	8,160	7,400	6,660	5,970	5,310	-
BH*-010H2	RS70C1	10,380	8,690	7,820	6,910	6,140	5,410	-
BH*-015H2	CR18KQ	-	13,070	11,500	10,000	8,600	6,890	4,410
BH*-020H2	CR24KQ	22,030	18,030	16,070	14,160	12,340	10,540	7,740
BH*-029M2	CR37KQ	-	23,980	21,720	19,260	16,910	14,470	-
BH*-030H2	CR37KQ	37,270	30,130	26,690	23,380	20,200	17,220	11,950
BH*-040H2	CR53KQ	51,960	41,760	36,890	32,240	27,820	23,670	16,390
BH*-050H2	CRN-0500	58,600	47,270	41,850	36,630	31,680	27,020	18,760

R-22 Model	Compressor	Capacity BTUH @ 110°F Ambient Suction Temperature						
		40°F	30°F	25°F	20°F	15°F	10°F	0°F
BH*-005H2	ART82C1	6,240	4,960	4,430	4,010	3,550	3,190	-
BH*-008H2	RS64C2	8,930	7,820	6,710	6,020	5,390	4,770	-
BH*-010H2	RS70C1	9,490	8,250	6,950	6,170	5,440	4,380	-
BH*-015H2	CR18KQ	-	11,590	10,100	8,230	6,880	5,650	-
BH*-020H2	CR24KQ	19,770	16,180	14,410	12,680	11,000	9,400	6,490
BH*-029M2	CR37KQ	-	21,750	19,600	17,030	14,730	12,520	-
BH*-030H2	CR37KQ	33,900	27,120	23,870	20,760	17,820	15,080	10,350
BH*-040H2	CR53KQ	48,390	38,470	33,780	29,320	25,120	21,230	14,550
BH*-050H2	CRN-0500	54,770	43,730	38,490	33,470	28,740	24,340	16,760

\* = T for Outdoor, N for Indoor, B for Bohnmizer, S for Beacon II™

# HERMETIC COMPRESSORS

## Performance Data - Extended Temperature (R-404A/507)

R-404A/507 Model	Compressor	Capacity BTUH @ 90°F Ambient Suction Temperature						
		30°F	25°F	20°F	0°F	-10°F	-20°F	-25°F
BH*008X6	RS55C2E	8,490	8,050	7,480	4,260	2,350	1,750	1,130
BH*009X6	RS64C2E	9,710	9,090	8,310	5,220	4,130	3,240	2,400
BH*010X6	RS70C1E	10,060	9,300	8,660	5,540	4,080	2,750	2,050
BH*015X6	CS10K6E	16,430	15,090	13,550	7,910	5,280	3,610	2,970
BH*020X6	CS12K6E	18,590	17,000	15,420	9,110	6,330	4,030	3,270
BH*025X6	CS14K6E	20,150	18,630	17,270	10,900	8,050	5,740	4,760
BH*030X6	CS18K6E	29,490	27,030	24,550	14,390	10,600	7,380	6,180
BH*032X6	CS20K6E	32,420	29,620	26,840	15,930	12,200	8,780	7,000
BH*040X6	CS27K6E	43,970	39,510	35,150	20,560	14,980	11,830	8,690
BH*050X6	CS33K6E	44,600	43,160	39,300	24,160	17,610	13,500	11,700

R-404A/507 Model	Compressor	Capacity BTUH @ 95°F Ambient Suction Temperature						
		30°F	25°F	20°F	0°F	-10°F	-20°F	-25°F
BH*008X6	RS55C2E	8,010	7,590	7,060	4,020	2,220	1,650	1,070
BH*009X6	RS64C2E	9,170	8,580	7,850	4,920	3,900	3,060	2,260
BH*010X6	RS70C1E	9,400	8,850	8,170	5,120	3,770	2,610	1,820
BH*015X6	CS10K6E	15,400	13,960	12,800	7,220	5,060	3,330	2,630
BH*020X6	CS12K6E	17,490	16,000	14,470	8,370	5,830	3,860	2,830
BH*025X6	CS14K6E	18,920	17,490	16,250	10,090	7,530	5,230	4,330
BH*030X6	CS18K6E	27,840	25,490	23,130	13,480	9,710	6,750	5,620
BH*032X6	CS20K6E	30,530	27,890	25,240	14,800	11,200	7,930	6,220
BH*040X6	CS27K6E	41,480	37,270	33,160	19,400	14,130	11,160	8,200
BH*050X6	CS33K6E	42,300	41,000	37,180	22,370	17,300	12,700	10,900

R-404A/507 Model	Compressor	Capacity BTUH @ 100°F Ambient Suction Temperature						
		30°F	25°F	20°F	0°F	-10°F	-20°F	-25°F
BH*008X6	RS55C2E	7,530	7,130	6,640	3,780	2,090	1,550	1,010
BH*009X6	RS64C2E	8,620	8,060	7,380	4,630	3,660	2,870	2,130
BH*010X6	RS70C1E	8,790	8,290	7,680	4,760	3,430	2,230	1,570
BH*015X6	CS10K6E	14,210	13,150	11,780	6,660	4,580	2,930	2,270
BH*020X6	CS12K6E	16,410	14,990	13,380	7,700	5,280	3,420	2,420
BH*025X6	CS14K6E	17,730	16,390	15,220	9,390	6,950	4,770	3,930
BH*030X6	CS18K6E	26,190	23,970	21,800	12,570	8,880	6,120	5,110
BH*032X6	CS20K6E	28,600	26,160	23,750	13,740	10,300	7,050	5,370
BH*040X6	CS27K6E	38,980	35,030	31,180	18,240	13,290	10,500	7,700
BH*050X6	CS33K6E	39,800	38,760	34,810	20,760	16,200	11,800	10,000

R-404A/507 Model	Compressor	Capacity BTUH @ 110°F Ambient Suction Temperature						
		30°F	25°F	20°F	0°F	-10°F	-20°F	-25°F
BH*008X6	RS55C2E	6,150	5,900	5,520	2,730	2,050	1,620	1,190
BH*009X6	RS64C2E	7,370	6,840	6,300	4,070	3,000	2,380	1,750
BH*010X6	RS70C1E	7,700	7,140	6,590	4,080	3,010	1,680	-
BH*015X6	CS10K6E	12,150	11,110	10,030	5,410	3,650	2,140	1,540
BH*020X6	CS12K6E	14,270	12,980	11,550	6,460	4,410	2,580	1,660
BH*025X6	CS14K6E	15,430	14,450	13,230	8,100	5,760	3,860	2,990
BH*030X6	CS18K6E	23,000	21,020	18,970	10,810	7,100	4,940	4,140
BH*032X6	CS20K6E	24,840	22,790	20,580	11,490	8,260	5,270	3,630
BH*040X6	CS27K6E	35,150	31,240	27,520	15,210	11,290	8,920	6,550
BH*050X6	CS33K6E	35,200	34,060	30,530	19,000	14,100	10,400	9,010

\* = T for Outdoor, N for Indoor, B for Bohnmizer, S for Beacon II™



# HERMETIC COMPRESSORS

## Performance Data - Low Temperature (R-404A/507)

R-404A/507 Model	Compressor	Capacity BTUH @ 90°F Ambient Suction Temperature					
		0°F	-5°F	-10°F	-20°F	-25°F	-30°F
BH*011L6	CF04K6E	7,030	6,240	5,370	3,850	3,330	2,630
BH*014L6	CF06K6E	10,500	9,380	7,830	6,090	4,890	4,080
BH*019L6	CF06K6E	12,100	10,180	8,910	6,580	5,530	4,570
BH*025L6	CF09K6E	15,550	14,500	12,700	9,000	7,560	6,230
BH*031L6	CF12K6E	18,840	17,800	15,140	11,540	9,790	8,070

R-404A/507 Model	Compressor	Capacity BTUH @ 95°F Ambient Suction Temperature					
		0°F	-5°F	-10°F	-20°F	-25°F	-30°F
BH*011L6	CF04K6E	6,840	5,750	4,920	3,650	3,020	2,360
BH*014L6	CF06K6E	9,900	8,840	7,750	5,670	4,710	3,680
BH*019L6	CF06K6E	11,400	10,100	8,750	6,040	5,030	4,150
BH*025L6	CF09K6E	15,400	13,700	12,000	8,300	6,950	5,750
BH*031L6	CF12K6E	17,690	16,800	14,360	10,910	9,170	7,470

R-404A/507 Model	Compressor	Capacity BTUH @ 100°F Ambient Suction Temperature					
		0°F	-5°F	-10°F	-20°F	-25°F	-30°F
BH*011L6	CF04K6E	6,310	5,170	4,460	3,300	2,660	2,070
BH*014L6	CF06K6E	9,310	8,280	7,280	5,280	4,350	3,510
BH*019L6	CF06K6E	10,700	9,430	8,170	5,810	4,570	3,700
BH*025L6	CF09K6E	14,500	12,800	11,200	8,130	6,410	5,220
BH*031L6	CF12K6E	17,600	15,090	13,410	10,700	9,040	7,320

R-404A/507 Model	Compressor	Capacity BTUH @ 110°F Ambient Suction Temperature					
		0°F	-5°F	-10°F	-20°F	-25°F	-30°F
BH*011L6	CF04K6E	5,240	4,450	3,620	2,630	2,100	-
BH*014L6	CF06K6E	8,310	7,340	6,420	4,580	3,730	2,990
BH*019L6	CF06K6E	9,330	8,170	7,040	4,920	3,980	3,090
BH*025L6	CF09K6E	12,700	11,400	9,900	7,030	5,760	4,590
BH*031L6	CF12K6E	15,700	14,000	12,400	9,250	7,690	6,100

## HERMETIC COMPRESSORS - Unit Specifications

Model	Fig. ++	Compressor	Connections (ID)		Receiver 90% Full Lbs.	Fan(s)	Dimensions			Net Wt. Lbs.	Sound Data dBA <sup>†</sup>
			Liquid	Suction			D (In.)	W (In.)	H (In.)		
BH*005H2	A	ART82C1	3/8	1/2	6.0	1	28.25	23.75	17.25	187	67
BH*008H2	A	RS64C2	3/8	1/2	6.0	1	28.25	23.75	17.25	141	68
BH*010H2	A	RS70C1	3/8	5/8	6.0	1	28.25	23.75	17.25	136	68
BH*015H2	B	CR18KQ	3/8	5/8	10.0	2	28.25	37.75	17.25	189	71
BH*020H2	B	CR24KQ	3/8	7/8	10.0	2	28.25	37.75	17.25	193	72
BH*029M2	C	CR37KQ	1/2	7/8	16.0	2	28.25	37.75	19.25	214	72
BH*030H2	D	CR37KQ	1/2	7/8	22.0	1	30.25	42.50	29.75	281	73
BH*040H2	D	CR53KQ	1/2	1-1/8	22.0	1	30.25	42.50	29.75	299	73
BH*050H2	D	CRN-0500	1/2	1-1/8	22.0	1	30.25	42.50	29.75	310	75
BH*008X6	A	RS55C2E	3/8	1/2	5.5	1	28.25	23.75	17.25	135	68
BH*009X6	A	RS64C2E	3/8	5/8	5.5	1	28.25	23.75	17.25	144	68
BH*010X6	A	RS70C1E	3/8	5/8	5.5	1	28.25	23.75	17.25	138	68
BH*015X6	B	CS10K6E	3/8	5/8	9.0	2	28.25	37.75	17.25	193	71
BH*020X6	B	CS12K6E	3/8	7/8	9.0	2	28.25	37.75	17.25	203	73
BH*025X6	B	CS14K6E	3/8	7/8	9.0	2	28.25	37.75	17.25	208	74
BH*030X6	D	CS18K6E	1/2	7/8	20.0	1	30.25	42.50	29.75	290	73
BH*032X6	D	CS20K6E	1/2	7/8	20.0	1	30.25	42.50	29.75	275	76
BH*040X6	D	CS27K6E	1/2	1-1/8	20.0	1	30.25	42.50	29.75	281	73
BH*050X6	D	CS33K6E	1/2	1-1/8	20.0	1	30.25	42.50	29.75	313	73
BH*011L6	A	CF04K6E	3/8	5/8	5.5	1	28.25	23.75	17.25	139	73
BH*014L6	A	CF06K6E	3/8	5/8	5.5	1	28.25	23.75	17.25	170	73
BH*019L6	B	CF06K6E	3/8	5/8	9.0	2	28.25	37.75	17.25	200	69
BH*025L6	B	CF09K6E	3/8	7/8	9.0	2	28.25	37.75	17.25	222	76
BH*031L6	C	CF12K6E	1/2	7/8	14.0	2	28.25	37.75	19.75	223	77

\* = T for Outdoor, N for Indoor, B for Bohnmizer, S for Beacon II™

++ = See Dimensional Drawings for details

† = Estimated sound pressure values are 10 feet from the unit. For estimating sound pressure from the unit at different distances, deduct the following from the unit values: 20 feet, deduct 6 dBA for 40 feet, deduct 12 dBA for 80 feet, deduct 18 dBA. This data is typical of "free field" conditions for horizontal air cooled condensing units at the outlet of the discharge air. The actual sound measurements may vary depending on the condensing unit installation. Factors such as reflecting walls, background noise and mounting conditions may have a significant influence on this data.

# HERMETIC COMPRESSORS

## Electrical Data

Model Number	Part Number	Power Supply			Compressor		Fan Motor			MCA		MOPD		Evap. Fan Amps	Defrost Heater Amps
		Volts	Ph	Hz <sup>†</sup>	RLA	LRA	Qty.	HP	FLA	Air	Elec.	Air	Elec.		
BH*005H2B	ART82C1-CAV	208-230	1	60	5.9	30.0	1	1/15	0.5	15.0	20	15	20	8	15
BH*008H2B	RS64C2-CAV	208-230	1	60	6.9	37.0	1	1/15	0.5	15.0	20	15	20	8	15
BH*010H2B	RS70C1-PFV	208-230	1	60	6.3	34.2	1	1/15	0.5	15.0	20	15	20	7	15
BH*010H2C	RS70C1-TFC	208-230	3	60	4.2	31.0	1	1/15	0.5	15.0	20	15	20	8.6	15
BH*015H2B	CR18KQ-PFV	208-230	1	60	8.1	41.0	2	1/15	1.0	15.0	24	15	25	6	19
BH*015H2C	CR18KQ-TF5	208-230	3	60	4.9	40.0	2	1/15	1.0	15.0	24	15	20	7	19
BH*015H2D	CR18KQ-TFD	460	3	60	2.8	23.0	2	1/15	1.0	15.0	20	15	20	^	^
BH*020H2B	CR24KQ-PFV	208-230	1	60	12.2	70.5	2	1/15	1.0	20.0	29	25	30	6	23
BH*020H2C	CR24KQ-TF5	208-230	3	60	6.7	40.0	2	1/15	1.0	15.0	24	15	25	9	19
BH*020H2D	CR24KQ-TFD	460	3	60	3.6	28.0	2	1/15	1.0	15.0	20	15	20	^	^
BH*029M2B	CR37KQ-PFV	208-230	1	60	16.7	100.3	2	1/15	1.0	21.8	38	35	50	12	30
BH*029M2C	CR37KQ-TF5	208-230	3	60	9.9	85.0	2	1/15	1.0	15.0	38	20	40	12	30
BH*029M2D	CR37KQ-TFD	460	3	60	5.0	39.0	2	1/15	1.0	15.0	15	15	25	^	^
BH*030H2B	CR37KQ-PFV	208-230	1	60	16.7	100.3	1	1/3	3.5	24.3	38	40	50	12	30
BH*030H2C	CR37KQ-TF5	208-230	3	60	9.9	85.0	1	1/3	3.5	20.0	38	25	40	12	30
BH*030H2D	CR37KQ-TFD	460	3	60	5.0	39.0	1	1/3	1.9	15.0	24	15	25	^	^
BH*040H2B	CR53KQ-PFV	208-230	1	60	26.0	140.0	1	1/3	3.5	36.0	48.0	50	60	12	35
BH*040H2C	CR53KQ-TF5	208-230	3	60	16.3	107.0	1	1/3	3.5	23.9	38	40	50	12	30
BH*040H2D	CR53KQ-TFD	460	3	60	8.1	55.0	1	1/3	1.9	15.0	29	15	30	11	23
BH*050H2B	CRN5-0500-PFV	208-230	1	60	30.8	142.0	1	1/3	3.5	42.0	59	50	60	12	47
BH*050H2C	CRN5-0500-TF5	208-230	3	60	19.2	130.0	1	1/3	3.5	28.0	40	45	50	12	30
BH*050H2D	CRN5-0500-TFD	460	3	60	8.7	65.0	1	1/3	1.9	15.0	29	20	30	10	23

BH*008X6B	RS55C2E-CAV	208-230	1	60	5.4	40.0	1	1/15	0.5	15.0	20	15	20	8	15
BH*009X6B	RS64C2E-CAV	208-230	1	60	6.9	37.0	1	1/15	0.5	15.0	20	15	20	7	15
BH*010X6B	RS70C1E-PFV	208-230	1	60	6.3	34.2	1	1/15	0.5	15.0	20	15	20	7	15
BH*010X6C	RS70C1E-TFC	208-230	3	60	4.2	31.0	1	1/15	0.5	15.0	20	15	20	8.6	15
BH*015X6B	CS10K6E-PFV	208-230	1	60	9.8	56.0	2	1/15	1.0	15.0	24	20	25	6	19
BH*015X6C	CS10K6E-TF5	208-230	3	60	6.7	51.0	2	1/15	1.0	15.0	20	15	20	7	15
BH*020X6B	CS12K6E-PFV	208-230	1	60	9.8	56.0	2	1/15	1.0	15.0	24	20	25	6	19
BH*020X6C	CS12K6E-TF5	208-230	3	60	6.7	51.0	2	1/15	1.0	15.0	24	15	25	9	19
BH*025X6B	CS14K6E-PFV	208-230	1	60	11.2	61.0	2	1/15	1.0	15.0	29	25	30	6	23
BH*025X6C	CS14K6E-TF5	208-230	3	60	8.2	55.0	2	1/15	1.0	15.0	24	15	25	9	19
BH*025X6D	CS14K6E-TFD	460	3	60	4.2	28.0	2	1/15	1.0	15.0	20	15	20	^	^
BH*030X6B	CS18K6E-PFV	208-230	1	60	14.4	82.0	1	1/3	3.5	21.0	38	35	45	12	30
BH*030X6C	CS18K6E-TF5	208-230	3	60	9.4	65.5	1	1/3	3.5	15.0	29	20	30	7	23
BH*030X6D	CS18K6E-TFD	460	3	60	3.9	33.0	1	1/3	1.9	15.0	24	15	25	^	^
BH*032X6B	CS20K6E-PFV	208-230	1	60	16.7	96.0	1	1/3	3.5	24.0	38	40	50	12	30
BH*032X6C	CS20K6E-TF5	208-230	3	60	10.3	75.0	1	1/3	3.5	20.0	29	25	30	7	23
BH*032X6D	CS20K6E-TFD	460	3	60	4.6	40.0	1	1/3	1.9	15.0	24	15	25	^	^
BH*040X6B	CS27K6E-PFV	208-230	1	60	21.5	121.0	1	1/3	3.5	30.3	44	50	60	12	35
BH*040X6C	CS27K6E-TF5	208-230	3	60	13.7	105.0	1	1/3	3.5	20.7	38	30	45	12	30
BH*040X6D	CS27K6E-TFD	460	3	60	7.6	52.0	1	1/3	1.9	15.0	29	15	30	11	23
BH*050X6B	CS33K6E-PFV	208-230	1	60	27.6	125.0	1	1/3	3.5	38.0	59	50	60	12	47
BH*050X6C	CS33K6E-TF5	208-230	3	60	16.8	102.0	1	1/3	3.5	24.5	38	40	50	12	30
BH*050X6D	CS33K6E-TFD	460	3	60	8.8	48.0	1	1/3	1.9	15.0	29	20	30	10	23

BH*011L6B	CF04K6E-PFV	208-230	1	60	8.6	59.2	1	1/15	0.5	15.0	20.0	15	25	7	15
BH*011L6C	CF04K6E-TF5	200-230	3	60	3.9	52.0	1	1/15	0.5	15.0	20.0	15	20	8	15
BH*014L6B	CF06K6E-PFV	208-230	1	60	10.3	59.2	1	1/15	0.5	15.0	20.0	20	25	4	15
BH*014L6C	CF06K6E-TF5	200-230	3	60	6.3	52.0	1	1/15	0.5	15.0	24.0	15	25	9	19
BH*025L6B	CF09K6E-PFV	208-230	1	60	15.0	87.0	2	1/15	1.0	20.0	29.0	30	40	6	23
BH*025L6C	CF09K6E-TF5	200-230	3	60	9.2	72.2	2	1/15	1.0	15.0	21.0	20	25	7	15
BH*031L6B	CF12K6E-PFV	208-230	1	60	17.0	105.0	2	1/15	1.0	22.3	37.5	35	50	12	30
BH*031L6C	CF12K6E-TF5	200-230	3	60	10.7	85.0	2	1/15	1.0	15.0	28.8	25	30	7	23
BH*031L6D	CF12K6E-TFD	460	3	60	5.3	42.0	2	1/15	1.0	15.0	23.8	15	25	^	^

\* = T for Outdoor, N for Indoor, B for Bohnmizer, S for Beacon II™

Per UL and NEC, RLA values have been calculated by dividing the Maximum Continuous Current (MCC) by 1.56.

^ Power supplied by customer.

† Consult factory for 50 HZ applications.



# SCROLL COMPRESSORS

## Performance Data - Medium Temperature (R-404A/507)

R-404A/507 Model	Compressor	Capacity BTUH @ 90°F Ambient Suction Temperature						
		35°F	30°F	25°F	20°F	10°F	0°F	-5°F
BZ*020M6	ZS15K4E	22,630	21,160	19,690	18,210	15,340	12,640	11,390
BZ*025M6	ZS19K4E	26,730	25,070	23,390	21,700	18,380	15,230	13,750
BZ*030M6	ZS21K4E	32,760	30,580	28,360	26,170	21,900	17,950	16,140
BZ*035M6	ZS26K4E	39,310	36,730	34,130	31,560	26,540	21,850	19,690
BZ*045M6	ZS30K4E	46,490	43,050	39,760	36,560	30,480	24,890	22,310
BZ*055M6	ZS38K4E	53,990	50,410	46,970	43,530	36,770	30,380	27,400
BZ*060M6	ZS45K4E	61,960	58,120	54,430	50,680	43,160	35,890	32,490

R-404A/507 Model	Compressor	Capacity BTUH @ 95°F Ambient Suction Temperature						
		35°F	30°F	25°F	20°F	10°F	0°F	-5°F
BZ*020M6	ZS15K4E	21,760	20,350	18,930	17,510	14,750	12,150	10,950
BZ*025M6	ZS19K4E	25,700	24,110	22,490	20,870	17,670	14,640	11,790
BZ*030M6	ZS21K4E	31,500	29,400	27,270	25,160	21,060	17,260	15,520
BZ*035M6	ZS26K4E	37,800	35,320	32,820	30,350	25,520	21,010	18,930
BZ*045M6	ZS30K4E	44,700	41,390	38,230	35,150	29,310	23,930	21,450
BZ*055M6	ZS38K4E	51,910	48,470	45,160	41,860	35,360	29,210	26,350
BZ*060M6	ZS45K4E	59,580	55,880	52,340	48,730	41,500	34,510	31,240

R-404A/507 Model	Compressor	Capacity BTUH @ 100°F Ambient Suction Temperature						
		35°F	30°F	25°F	20°F	10°F	0°F	-5°F
BZ*020M6	ZS15K4E	20,890	19,540	18,170	16,810	14,160	11,660	10,510
BZ*025M6	ZS19K4E	24,670	23,150	21,590	20,040	16,960	14,050	12,690
BZ*030M6	ZS21K4E	30,240	28,220	26,180	24,150	20,220	16,570	14,900
BZ*035M6	ZS26K4E	36,290	33,910	31,510	29,140	24,500	20,170	18,170
BZ*045M6	ZS30K4E	42,910	39,730	36,700	33,740	28,140	22,970	20,590
BZ*055M6	ZS38K4E	49,830	46,530	43,350	40,190	33,950	28,040	25,300
BZ*060M6	ZS45K4E	57,200	53,640	50,250	46,780	39,840	33,130	29,990

R-404A/507 Model	Compressor	Capacity BTUH @ 110°F Ambient Suction Temperature						
		35°F	30°F	25°F	20°F	10°F	0°F	-5°F
BZ*020M6	ZS15K4E	19,150	17,910	16,660	15,410	12,980	10,690	9,640
BZ*025M6	ZS19K4E	22,620	21,220	19,760	18,370	15,550	14,190	11,630
BZ*030M6	ZS21K4E	27,720	25,870	24,000	22,140	18,530	15,190	13,660
BZ*035M6	ZS26K4E	33,260	31,080	28,880	26,710	22,460	18,490	16,660
BZ*045M6	ZS30K4E	39,340	36,420	33,640	30,930	25,790	21,060	18,880
BZ*055M6	ZS38K4E	45,680	42,650	39,740	36,840	31,120	25,700	23,190
BZ*060M6	ZS45K4E	-	49,170	46,060	42,880	36,520	30,370	27,490

\* = T for Outdoor, N for Indoor, B for Bohnmizer, S for Beacon II™

## SCROLL COMPRESSORS

### Performance Data - Low Temperature (R-404A/507)

R-404A/507 Model	Compressor	Capacity BTUH @ 90°F Ambient Suction Temperature						
		0°F	-10°F	-15°F	-20°F	-25°F	-30°F	-40°F
BZ*020L6	ZF06K4E	11,970	9,920	8,940	8,010	7,130	6,310	4,900
BZ*025L6	ZF08K4E	14,880	12,320	11,120	9,960	8,890	7,900	6,230
BZ*030L6	ZF09K4E	16,540	13,730	12,400	11,130	9,930	8,840	6,980
BZ*035L6	ZF11K4E	19,800	16,490	14,910	13,420	12,000	10,710	8,530
BZ*045L6	ZF13K4E	24,720	20,360	18,300	16,410	14,570	12,840	9,800
BZ*055L6	ZF15K4E	29,950	24,730	22,260	20,010	17,820	15,800	12,440
BZ*060L6	ZF18K4E	36,360	30,140	27,160	24,330	21,680	19,240	15,100

R-404A/507 Model	Compressor	Capacity BTUH @ 95°F Ambient Suction Temperature						
		0°F	-10°F	-15°F	-20°F	-25°F	-30°F	-40°F
BZ*020L6	ZF06K4E	11,510	9,540	8,600	7,700	6,860	6,070	4,710
BZ*025L6	ZF08K4E	14,310	11,850	10,690	9,580	8,550	7,600	5,990
BZ*030L6	ZF09K4E	15,900	13,200	11,920	10,700	9,550	8,500	6,710
BZ*035L6	ZF11K4E	19,040	15,860	14,340	12,900	11,540	10,300	8,200
BZ*045L6	ZF13K4E	23,740	19,490	17,590	15,690	13,880	12,210	9,360
BZ*055L6	ZF15K4E	28,870	23,820	21,550	19,260	17,390	15,160	11,910
BZ*060L6	ZF18K4E	34,960	28,970	26,120	23,390	20,850	18,500	14,520

R-404A/507 Model	Compressor	Capacity BTUH @ 100°F Ambient Suction Temperature						
		0°F	-10°F	-15°F	-20°F	-25°F	-30°F	-40°F
BZ*020L6	ZF06K4E	11,050	9,160	8,260	7,390	6,590	5,830	4,520
BZ*025L6	ZF08K4E	13,740	11,380	10,260	9,200	8,210	7,300	5,750
BZ*030L6	ZF09K4E	15,260	12,670	11,440	10,270	9,170	8,160	6,440
BZ*035L6	ZF11K4E	18,280	15,230	13,770	12,380	11,080	9,890	7,870
BZ*045L6	ZF13K4E	22,780	18,740	16,770	14,910	13,180	11,780	8,890
BZ*055L6	ZF15K4E	27,800	23,060	20,700	18,490	16,980	14,770	11,390
BZ*060L6	ZF18K4E	33,560	27,810	25,080	22,450	20,010	17,760	13,950

R-404A/507 Model	Compressor	Capacity BTUH @ 110°F Ambient Suction Temperature						
		0°F	-10°F	-15°F	-20°F	-25°F	-30°F	-40°F
BZ*020L6	ZF06K4E	10,130	8,400	7,570	6,780	6,040	5,340	4,140
BZ*025L6	ZF08K4E	12,590	10,430	9,410	8,430	7,520	6,690	5,270
BZ*030L6	ZF09K4E	13,990	11,620	10,490	9,420	8,400	7,480	5,900
BZ*035L6	ZF11K4E	16,760	13,960	12,620	11,350	10,160	9,060	7,220
BZ*045L6	ZF13K4E	20,980	16,960	15,120	13,390	11,790	10,910	8,460
BZ*055L6	ZF15K4E	25,790	21,200	19,030	16,980	15,100	14,000	10,340
BZ*060L6	ZF18K4E	30,770	25,490	22,990	20,580	18,340	16,270	12,780

\* = T for Outdoor, N for Indoor, B for Bohnmizer, S for Beacon II™  
 NOTE: The ZF compressor comes with liquid injection.

# SCROLL COMPRESSORS

## Performance Data - Medium Temperature (R-22)

R-22 Model	Compressor	Capacity BTUH @ 90°F Ambient Suction Temperature				
		35°F	30°F	25°F	20°F	10°F
BZ*020M6	ZS15K4E	22,080	20,420	18,800	17,220	14,260
BZ*025M6	ZS19K4E	26,080	24,190	22,340	20,530	17,090
BZ*030M6	ZS21K4E	31,970	29,490	27,080	24,750	20,360
BZ*035M6	ZS26K4E	38,930	35,820	32,830	29,970	24,520
BZ*045M6	ZS30K4E	45,920	42,010	38,300	34,810	28,450
BZ*055M6	ZS38K4E	54,050	49,950	45,960	42,100	34,600
BZ*060M6	ZS45K4E	63,670	58,960	54,320	49,800	41,190

R-22 Model	Compressor	Capacity BTUH @ 95°F Ambient Suction Temperature				
		35°F	30°F	25°F	20°F	10°F
BZ*020M6	ZS15K4E	21,230	19,630	18,080	16,560	13,710
BZ*025M6	ZS19K4E	25,080	23,260	21,480	19,740	16,430
BZ*030M6	ZS21K4E	30,740	28,360	26,040	23,800	19,580
BZ*035M6	ZS26K4E	37,430	34,440	31,570	28,820	23,580
BZ*045M6	ZS30K4E	44,150	40,390	36,830	33,470	27,360
BZ*055M6	ZS38K4E	51,970	48,030	44,190	40,480	33,270
BZ*060M6	ZS45K4E	61,220	56,690	52,230	47,880	39,610

R-22 Model	Compressor	Capacity BTUH @ 100°F Ambient Suction Temperature				
		35°F	30°F	25°F	20°F	10°F
BZ*020M6	ZS15K4E	20,380	18,850	17,360	15,900	13,160
BZ*025M6	ZS19K4E	24,080	22,330	20,620	18,950	15,770
BZ*030M6	ZS21K4E	29,510	27,230	25,000	22,850	18,800
BZ*035M6	ZS26K4E	35,930	33,060	30,310	27,670	22,640
BZ*045M6	ZS30K4E	42,380	38,770	35,360	32,130	26,270
BZ*055M6	ZS38K4E	49,890	46,110	42,420	38,860	31,940
BZ*060M6	ZS45K4E	58,770	54,420	50,140	45,970	38,030

R-22 Model	Compressor	Capacity BTUH @ 110°F Ambient Suction Temperature				
		35°F	30°F	25°F	20°F	10°F
BZ*020M6	ZS15K4E	19,530	18,060	16,630	15,240	12,610
BZ*025M6	ZS19K4E	23,070	21,400	19,760	18,160	15,120
BZ*030M6	ZS21K4E	28,280	26,090	23,960	21,900	18,010
BZ*035M6	ZS26K4E	34,440	31,690	29,040	26,510	21,690
BZ*045M6	ZS30K4E	40,620	37,160	33,880	30,790	25,170
BZ*055M6	ZS38K4E	47,810	44,190	40,660	37,240	30,610
BZ*060M6	ZS45K4E	56,320	52,160	48,050	44,050	36,440

\* = T for Outdoor, N for Indoor, B for Bohnmizer, S for Beacon II™

## SCROLL COMPRESSORS

### Performance Data - Low Temperature (R-22)

R-22 Model	Compressor	Capacity BTUH @ 90°F Ambient Suction Temperature						
		0°F	-10°F	-15°F	-20°F	-25°F	-30°F	-40°F
BZ*020L6	ZF06K4E	11,610	9,400	8,380	7,450	6,590	5,840	4,590
BZ*025L6	ZF08K4E	14,560	11,800	10,540	9,380	8,310	7,340	5,780
BZ*030L6	ZF09K4E	15,940	13,070	11,750	10,500	9,340	8,260	6,460
BZ*035L6	ZF11K4E	19,310	15,870	14,270	12,760	11,360	10,080	7,900
BZ*045L6	ZF13K4E	23,490	19,140	17,140	15,280	13,560	12,000	9,400
BZ*055L6	ZF15K4E	28,800	23,490	21,050	18,770	16,360	14,750	11,550
BZ*060L6	ZF18K4E	33,800	27,550	24,670	21,970	19,480	17,220	13,440

R-22 Model	Compressor	Capacity BTUH @ 95°F Ambient Suction Temperature						
		0°F	-10°F	-15°F	-20°F	-25°F	-30°F	-40°F
BZ*020L6	ZF06K4E	11,060	8,950	7,980	7,090	6,280	5,560	4,370
BZ*025L6	ZF08K4E	13,870	11,240	10,040	8,930	7,910	6,990	5,500
BZ*030L6	ZF09K4E	15,180	12,450	11,190	10,000	8,890	7,870	6,150
BZ*035L6	ZF11K4E	18,390	15,110	13,590	12,150	10,820	9,600	7,520
BZ*045L6	ZF13K4E	22,370	18,230	16,320	14,550	12,910	11,430	8,950
BZ*055L6	ZF15K4E	27,430	22,370	20,050	17,880	15,580	14,050	11,000
BZ*060L6	ZF18K4E	32,190	26,240	23,490	20,920	18,550	16,400	12,800

R-22 Model	Compressor	Capacity BTUH @ 100°F Ambient Suction Temperature						
		0°F	-10°F	-15°F	-20°F	-25°F	-30°F	-40°F
BZ*020L6	ZF06K4E	10,840	8,770	7,820	6,950	6,150	5,450	4,280
BZ*025L6	ZF08K4E	13,590	11,020	9,840	8,750	7,750	6,850	5,390
BZ*030L6	ZF09K4E	14,880	12,200	10,970	9,800	8,710	7,710	6,030
BZ*035L6	ZF11K4E	18,020	14,810	13,320	11,910	10,600	9,410	7,370
BZ*045L6	ZF13K4E	21,920	17,870	15,990	14,260	12,650	11,200	8,770
BZ*055L6	ZF15K4E	26,880	21,920	19,650	17,520	15,270	13,770	10,780
BZ*060L6	ZF18K4E	31,550	25,720	23,020	20,500	18,180	16,070	12,540

R-22 Model	Compressor	Capacity BTUH @ 110°F Ambient Suction Temperature						
		0°F	-10°F	-15°F	-20°F	-25°F	-30°F	-40°F
BZ*020L6	ZF06K4E	10,290	8,320	7,420	6,590	5,840	5,170	4,060
BZ*025L6	ZF08K4E	12,900	10,450	9,340	8,310	7,360	6,500	5,120
BZ*030L6	ZF09K4E	14,120	11,580	10,410	9,300	8,270	7,320	5,720
BZ*035L6	ZF11K4E	17,100	14,050	12,640	11,300	10,060	8,930	6,990
BZ*045L6	ZF13K4E	20,800	16,950	15,180	13,530	12,010	10,630	8,320
BZ*055L6	ZF15K4E	25,510	20,800	18,650	16,630	14,490	13,070	10,230
BZ*060L6	ZF18K4E	29,940	24,400	21,850	19,460	17,250	15,250	11,900

\* = T for Outdoor, N for Indoor, B for Bohnmizer, S for Beacon II™  
 NOTE: The ZF compressor comes with liquid injection.

# SCROLL COMPRESSORS

## Unit Specifications

Model	Fig. ++	Compressor	Connections (ID)		Receiver 90% Full Lbs.	Fan(s)	Dimensions			Net Wt. Lbs.	Sound Data dBA <sup>†</sup>
			Liquid	Suction			D (In.)	W (In.)	H (In.)		
BZ*020M6	C	ZS15K4E	1/2	7/8	14	2	28.25	37.75	19.75	209	71
BZ*025M6	C	ZS19K4E	1/2	7/8	14	2	28.25	37.75	19.75	218	73
BZ*030M6	D	ZS21K4E	1/2	7/8	20	1	30.25	42.5	29.75	287	72
BZ*035M6	D	ZS26K4E	1/2	7/8	20	1	30.25	42.5	29.75	290	74
BZ*045M6	D	ZS30K4E	1/2	1-1/8	20	1	30.25	42.5	29.75	317	73
BZ*055M6	D	ZS38K4E	1/2	1-1/8	20	1	30.25	42.5	29.75	317	74
BZ*060M6	D	ZS45K43	1/2	1-1/8	20	1	30.25	42.5	29.75	317	76
BZ*020L6	C	ZF06K4E	1/2	7/8	14	2	28.25	37.75	19.75	209	71
BZ*025L6	C	ZF08K4E	1/2	7/8	14	2	28.25	37.75	19.75	218	73
BZ*030L6	C	ZF09K4E	1/2	7/8	14	2	28.25	37.75	19.75	218	71
BZ*035L6	C	ZF11K4E	1/2	7/8	14	2	28.25	37.75	19.75	217	73
BZ*045L6	D	ZF13K4E	1/2	1-1/8	20	1	30.25	42.5	29.75	307	73
BZ*055L6	D	ZF15K4E	1/2	1-1/8	20	1	30.25	42.5	29.75	313	74
BZ*060L6	D	ZF18K4E	1/2	1-1/8	20	1	30.25	42.5	29.75	317	76

\* = T for Outdoor, N for Indoor, B for Bohnmizer, S for Beacon II™

++ = See Dimensional Drawings for details. † = Estimated sound pressure values are 10 feet from the unit. For estimating sound pressure from the unit at different distances, deduct the following from the unit values: 20 feet, deduct 6 dBA for 40 feet, deduct 12 dBA for 80 feet, deduct 18 dBA. This data is typical of "free field" conditions for horizontal air cooled condensing units at the outlet of the discharge air. The actual sound measurements may vary depending on the condensing unit installation. Factors such as reflecting walls, background noise and mounting conditions may have a significant influence on this data.

## SCROLL COMPRESSORS - Electrical Data

Model Number	Part Number	Power Supply			Compressor		Fan Motor			MCA		MOPD		Evap. Fan Amps	Defrost Heater Amps
		Volts	Ph	Hz <sup>†</sup>	RLA	LRA	Qty.	HP	FLA	Air	Elec.	Air	Elec.		
BZ*020M6B	ZS15K4E-PFV	208-230	1	60	12.2	61.0	2	1/15	1.0	20	38	25	40	12	30
BZ*020M6C	ZS15K4E-TF5	208-230	3	60	8.3	55.0	2	1/15	1.0	15	24	15	25	9	19
BZ*020M6D	ZS15K4E-TFD	460	3	60	3.8	27.0	2	1/15	1.0	15	24	15	25	^	^
BZ*025M6B	ZS19K4E-PFV	208-230	1	60	14.7	73.0	2	1/15	1.0	20	38	30	45	12	30
BZ*025M6C	ZS19K4E-TF5	208-230	3	60	8.7	63.0	2	1/15	1.0	15	29	20	30	11	23
BZ*025M6D	ZS19K4E-TFD	460	3	60	4.5	31.0	2	1/15	1.0	15	24	15	25	^	^
BZ*030M6B	ZS21K4E-PFV	208-230	1	60	14.7	88.0	1	1/3	3.5	22	38	35	45	12	30
BZ*030M6C	ZS21K4E-TF5	208-230	3	60	9.9	77.0	1	1/3	3.5	20	38	25	40	12	30
BZ*030M6D	ZS21K4E-TFD	460	3	60	5.1	39.0	1	1/3	1.9	15	24	15	25	^	^
BZ*035M6B	ZS26K4E-PFV	208-230	1	60	18.6	109.0	1	1/3	3.5	27	39	45	50	12	30
BZ*035M6C	ZS26K4E-TF5	208-230	3	60	12.2	88.0	1	1/3	3.5	20	38	30	40	12	30
BZ*035M6D	ZS26K4E-TFD	460	3	60	6.4	44.0	1	1/3	1.9	15	24	15	25	^	^
BZ*045M6B	ZS30K4E-PFV	208-230	1	60	24.0	129.0	1	1/3	3.5	34	59	50	60	11	47
BZ*045M6C	ZS30K4E-TF5	208-230	3	60	13.5	99.0	1	1/3	3.5	20	44	30	45	12	35
BZ*045M6D	ZS30K4E-TFD	460	3	60	7.4	49.5	1	1/3	1.9	15	29	15	30	11	23
BZ*055M6B	ZS38K4E-PFV	208-230	1	60	28.8	169.0	1	1/3	3.5	40	59	50	60	12	47
BZ*055M6C	ZS38K4E-TF5	208-230	3	60	19.2	123.0	1	1/3	3.5	28	44	45	50	12	35
BZ*055M6D	ZS38K4E-TFD	460	3	60	8.7	62.0	1	1/3	1.9	15	29	20	30	10	23
BZ*060M6C	ZS45K4E-TF5	208-230	3	60	21.5	156.0	1	1/3	3.5	30	44	50	60	12	35
BZ*060M6D	ZS45K4E-TFD	460	3	60	8.3	70.0	1	1/3	1.9	15	29	20	30	10.6	23
BZ*020L6B	ZF06K4E-PFV	208-230	1	60	12.2	61.0	2	1/15	1.0	20	38	25	40	12	30
BZ*020L6C	ZF06K4E-TF5	208-230	3	60	8.3	55.0	2	1/15	1.0	15	24	15	25	9	19
BZ*020L6D	ZF06K4E-TFD	460	3	60	3.8	27.0	2	1/15	1.0	15	24	15	25	^	^
BZ*025L6B	ZF08K4E-PFV	208-230	1	60	14.7	73.0	2	1/15	1.0	20	38	30	45	12	30
BZ*025L6C	ZF08K4E-TF5	208-230	3	60	8.7	63.0	2	1/15	1.0	15	29	20	30	11	23
BZ*025L6D	ZF08K4E-TFD	460	3	60	4.5	31.0	2	1/15	1.0	15	24	15	25	^	^
BZ*030L6B	ZF09K4E-PFV	208-230	1	60	14.7	88.0	2	1/15	1.0	20	38	30	45	12	30
BZ*030L6C	ZF09K4E-TF5	208-230	3	60	9.9	77.0	2	1/15	1.0	15	24	20	25	6	19
BZ*030L6D	ZF09K4E-TFD	460	3	60	5.1	39.0	2	1/15	1.0	15	15	15	15	^	^
BZ*035L6B	ZF11K4E-PFV	208-230	1	60	18.6	109.0	2	1/15	1.0	24	38	40	50	12	30
BZ*035L6C	ZF11K4E-TF5	208-230	3	60	12.2	88.0	2	1/15	1.0	20	29	25	30	6	23
BZ*035L6D	ZF11K4E-TFD	460	3	60	6.4	44.0	2	1/15	1.0	15	15	15	15	^	^
BZ*045L6B	ZF13K4E-PFV	208-230	1	60	24.0	129.0	1	1/3	3.5	34	45	50	60	11	30
BZ*045L6C	ZF13K4E-TF5	208-230	3	60	13.5	99.0	1	1/3	3.5	20	38	30	40	11	30
BZ*045L6D	ZF13K4E-TFD	460	3	60	7.4	49.5	1	1/3	1.9	15	24	15	25	9	19
BZ*055L6B	ZF15K4E-PFV	208-230	1	60	28.8	169.0	1	1/3	3.5	40	50	50	60	10	30
BZ*055L6C	ZF15K4E-TF5	208-230	3	60	19.2	123.0	1	1/3	3.5	28	40	45	50	10	30
BZ*055L6D	ZF15K4E-TFD	460	3	60	8.7	62.0	1	1/3	1.9	15	24	20	25	8	19
BZ*060L6C	ZF18K4E-TF5	208-230	3	60	21.5	156.0	1	1/3	3.5	30	44	50	60	12	35
BZ*060L6D	ZF18K4E-TFD	460	3	60	8.3	70.0	1	1/3	1.9	15	29	20	30	11	23

\* = T for Outdoor, N for Indoor, B for Bohnmizer, S for Beacon II™

Per UL and NEC, RLA values have been calculated by dividing the Maximum Continuous Current (MCC) by 1.56.

^ Power supplied by customer.

† Consult factory for 50 HZ applications.



## SEMI-HERMETIC COMPRESSORS

### Performance Data - Medium and High Temperature (R-22)

R-22 Model	Compressor	Capacity BTUH @ 90°F Ambient Suction Temperature					
		40°F	30°F	25°F	20°F	10°F	0°F
BS*005H2	HAG-0050	5,930	4,920	4,470	3,810	2,970	-
BS*008H2	KAN-0075	9,110	7,630	6,900	6,230	4,640	-
BS*008M2	KAE-0075	-	-	7,850	7,110	5,770	4,420
BS*010H2	KAR-0100	12,910	10,670	9,630	8,630	6,830	-
BS*010M2	KAM-0100	-	-	9,920	8,950	7,110	5,370
BS*015H2	KAG-0150	16,990	13,880	12,720	11,440	9,120	-
BS*020H2	ERA-0200	22,270	16,800	14,500	12,300	7,970	-
BS*020M2	KAK-0200	-	-	17,190	15,510	12,450	9,880
BS*021M2	ERC-0200	-	-	18,350	16,650	13,520	10,850
BS*029M2	ERF-0310	-	-	25,570	23,190	18,860	15,330
BS*030H2	ERF-0310	37,070	30,820	27,870	25,100	20,160	-
BS*030M2	3RA-0310	-	-	33,580	30,500	24,870	20,210
BS*040H2	NRB-0400	51,530	43,040	39,170	35,390	26,300	-
BS*050H2	NRA-0500	58,700	49,500	44,950	40,860	31,000	-
BS*050M2	NRM-0500	-	-	53,650	48,780	39,810	32,400

R-22 Model	Compressor	Capacity BTUH @ 95°F Ambient Suction Temperature					
		40°F	30°F	25°F	20°F	10°F	0°F
BS*005H2	HAG-0050	5,630	4,710	4,280	3,640	2,830	-
BS*008H2	KAN-0075	8,840	7,310	6,630	5,990	4,430	-
BS*008M2	KAE-0075	-	-	7,510	6,780	5,510	4,250
BS*010H2	KAR-0100	12,410	10,260	9,260	8,300	6,570	-
BS*010M2	KAM-0100	-	-	9,580	8,630	6,840	5,140
BS*015H2	KAG-0150	16,340	13,350	12,230	11,000	8,770	-
BS*020H2	ERA-0200	21,310	15,900	13,700	11,500	7,220	-
BS*020M2	KAK-0200	-	-	16,530	14,910	11,970	9,500
BS*021M2	ERC-0200	-	-	17,640	16,010	13,000	10,430
BS*029M2	ERF-0310	-	-	24,720	22,400	18,200	14,760
BS*030H2	ERF-0310	35,640	29,630	26,800	24,130	19,380	-
BS*030M2	3RA-0310	-	-	32,290	29,330	23,910	19,430
BS*040H2	NRB-0400	49,860	41,700	37,830	34,160	25,000	-
BS*050H2	NRA-0500	56,500	47,720	43,310	39,360	29,700	-
BS*050M2	NRM-0500	-	-	51,590	46,900	38,280	31,150

R-22 Model	Compressor	Capacity BTUH @ 100°F Ambient Suction Temperature					
		40°F	30°F	25°F	20°F	10°F	0°F
BS*005H2	HAG-0050	5,380	4,500	4,080	3,470	2,690	-
BS*008H2	KAN-0075	8,520	7,030	6,370	5,750	4,230	-
BS*008M2	KAE-0075	-	-	7,190	6,470	5,250	4,270
BS*010H2	KAR-0100	11,910	9,850	8,890	7,970	6,310	-
BS*010M2	KAM-0100	-	-	9,240	8,310	6,570	4,910
BS*015H2	KAG-0150	15,690	12,820	11,740	10,560	8,420	-
BS*020H2	ERA-0200	19,300	15,000	12,900	10,800	6,540	-
BS*020M2	KAK-0200	-	-	15,870	14,310	11,490	9,120
BS*021M2	ERC-0200	-	-	16,930	15,370	12,480	10,010
BS*029M2	ERF-0310	-	-	23,850	21,610	17,530	14,200
BS*030H2	ERF-0310	34,210	28,450	25,720	23,160	18,600	-
BS*030M2	3RA-0310	-	-	31,000	28,150	22,950	18,660
BS*040H2	NRB-0400	48,150	40,240	36,480	32,810	23,900	-
BS*050H2	NRA-0500	54,570	45,950	41,820	37,850	28,400	-
BS*050M2	NRM-0500	-	-	49,530	45,020	36,750	29,910

R-22 Model	Compressor	Capacity BTUH @ 110°F Ambient Suction Temperature					
		40°F	30°F	25°F	20°F	10°F	0°F
BS*005H2	HAG-0050	4,920	4,080	3,700	3,160	2,440	-
BS*008H2	KAN-0075	7,860	6,470	5,860	5,280	3,840	-
BS*008M2	KAE-0075	-	-	6,480	5,860	4,760	3,840
BS*010H2	KAR-0100	10,920	9,030	8,150	7,300	5,780	-
BS*010M2	KAM-0100	-	-	8,530	7,670	6,030	4,430
BS*015H2	KAG-0150	14,380	11,750	10,760	9,680	7,720	-
BS*020H2	ERA-0200	17,200	13,400	11,500	9,540	5,510	-
BS*020M2	KAK-0200	-	-	14,550	13,120	10,530	8,360
BS*021M2	ERC-0200	-	-	15,520	14,090	11,440	9,180
BS*029M2	ERF-0310	-	-	22,150	20,040	16,210	13,080
BS*030H2	ERF-0310	31,370	26,070	23,580	21,240	17,050	-
BS*030M2	3RA-0310	-	-	28,420	25,810	21,040	17,100
BS*040H2	NRB-0400	44,540	37,140	33,660	30,330	21,900	-
BS*050H2	NRA-0500	50,440	42,210	38,540	34,690	26,100	-
BS*050M2	NRM-0500	-	-	45,400	41,270	33,690	27,420

\* = T for Outdoor, N for Indoor, B for Bohnmizer, S for Beacon II™

# SEMI-HERMETIC COMPRESSORS

## Performance Data - Medium Temperature (R-404A/507)

R-404A/507 Model	Compressor	Capacity BTUH @ 90°F Ambient Suction Temperature						
		25°F	20°F	15°F	10°F	5°F	0°F	-5°F
BS*010M6	KAR-010E	9,680	8,730	7,930	7,260	6,500	5,890	5,000
BS*020M6	KAK-020E	16,890	15,110	13,590	12,260	11,070	9,940	8,690
BS*021M6	ERC-021E	19,930	17,400	15,800	14,300	12,800	11,840	10,220
BS*030M6	ERF-031E	30,880	28,310	25,730	23,180	20,690	18,260	15,950
BS*040M6	NRB-040E	40,810	37,350	33,810	30,250	26,730	23,250	19,900

R-404A/507 Model	Compressor	Capacity BTUH @ 95°F Ambient Suction Temperature						
		25°F	20°F	15°F	10°F	5°F	0°F	-5°F
BS*010M6	KAR-010E	9,140	8,300	7,600	6,870	6,150	5,550	4,730
BS*020M6	KAK-020E	16,240	14,530	13,070	11,790	10,640	9,560	8,360
BS*021M6	ERC-021E	18,850	16,500	14,900	13,500	12,700	11,140	9,580
BS*030M6	ERF-031E	29,690	27,220	24,740	22,290	19,890	17,560	15,340
BS*040M6	NRB-040E	39,240	35,910	32,510	29,090	25,700	22,360	19,130

R-404A/507 Model	Compressor	Capacity BTUH @ 100°F Ambient Suction Temperature						
		25°F	20°F	15°F	10°F	5°F	0°F	-5°F
BS*010M6	KAR-010E	8,680	7,950	7,110	6,410	5,780	5,220	4,450
BS*020M6	KAK-020E	15,590	13,950	12,550	11,320	10,210	9,180	8,030
BS*021M6	ERC-021E	17,840	16,280	14,870	13,440	11,970	10,450	8,940
BS*030M6	ERF-031E	28,500	26,130	23,750	21,400	19,090	16,860	14,730
BS*040M6	NRB-040E	37,670	34,470	31,210	27,930	24,670	21,470	18,360

R-404A/507 Model	Compressor	Capacity BTUH @ 110°F Ambient Suction Temperature						
		25°F	20°F	15°F	10°F	5°F	0°F	-5°F
BS*010M6	KAR-010E	7,740	7,000	6,350	5,720	5,120	4,600	3,900
BS*020M6	KAK-020E	14,290	12,790	11,500	10,380	9,360	8,410	7,360
BS*021M6	ERC-021E	15,840	14,610	12,600	11,850	10,470	9,180	7,770
BS*030M6	ERF-031E	26,130	23,950	21,770	19,620	17,500	15,450	13,500
BS*040M6	NRB-040E	34,530	31,600	28,610	25,600	22,620	19,680	16,830

\* = T for Outdoor, N for Indoor, B for Bohnmizer, S for Beacon II™

## SEMI-HERMETIC COMPRESSORS

### Performance Data - Low Temperature (R-404A/507)

R-404A/507 Model	Compressor	Capacity BTUH @ 90°F Ambient Suction Temperature						
		0°F	-10°F	-15°F	-20°F	-25°F	-30°F	-40°F
BS*010L6	KAJ-010E	7,770	6,990	6,240	4,830	4,190	3,610	2,640
BS*015L6	KAL-015E	11,780	10,600	9,470	7,340	6,370	5,500	4,020
BS*020L6	EAD-020E	13,780	12,290	10,860	8,260	7,120	6,100	4,470
BS*021L6	EAV-021E	15,120	13,660	12,200	9,420	8,140	6,980	5,160
BS*027L6	3AB-031E	17,670	15,860	14,110	10,870	9,420	8,100	5,940
BS*030L6	LAH-032E	22,600	20,320	18,090	13,810	11,830	9,970	6,780
BS*030E6	LAC-032E	-	-	-	16,780	14,570	12,540	9,010
BS*040L6	NRD-040E <sup>^</sup> NRD-032E <sup>^^</sup>	29,660	26,750	23,910	18,490	15,980	13,640	9,480

R-404A/507 Model	Compressor	Capacity BTUH @ 95°F Ambient Suction Temperature						
		0°F	-10°F	-15°F	-20°F	-25°F	-30°F	-40°F
BS*010L6	KAJ-010E	7,220	6,480	5,790	4,520	3,940	3,390	2,440
BS*015L6	KAL-015E	10,960	9,930	8,920	6,990	6,110	5,300	3,930
BS*020L6	EAD-020E	12,530	11,160	9,870	7,520	6,490	5,560	3,980
BS*021L6	EAV-021E	13,920	12,600	11,280	8,780	7,610	6,520	4,590
BS*027L6	3AB-031E	16,640	14,890	13,210	10,100	8,710	7,450	5,420
BS*030L6	LAH-032E	21,310	19,100	16,930	12,800	10,880	9,100	6,040
BS*030E6	LAC-032E	-	-	-	15,700	13,550	11,580	8,270
BS*040L6	NRD-040E <sup>^</sup> NRD-032E <sup>^^</sup>	28,090	25,280	22,530	17,300	14,860	12,590	8,630

R-404A/507 Model	Compressor	Capacity BTUH @ 100°F Ambient Suction Temperature						
		0°F	-10°F	-15°F	-20°F	-25°F	-30°F	-40°F
BS*010L6	KAJ-010E	6,900	6,180	5,470	4,160	3,570	3,030	2,150
BS*015L6	KAL-015E	10,520	9,460	8,410	6,440	5,540	4,700	3,300
BS*020L6	EAD-020E	12,140	10,730	9,400	6,970	5,920	4,980	3,530
BS*021L6	EAV-021E	13,390	12,110	10,810	8,260	7,060	5,940	4,050
BS*027L6	3AB-031E	15,620	13,940	12,320	9,330	8,000	6,800	4,900
BS*030L6	LAH-032E	20,020	17,890	15,790	11,790	9,940	8,230	5,300
BS*030E6	LAC-032E	-	-	-	14,630	12,530	10,640	7,540
BS*040L6	NRD-040E <sup>^</sup> NRD-032E <sup>^^</sup>	26,520	23,810	21,160	16,100	13,750	11,560	7,720

R-404A/507 Model	Compressor	Capacity BTUH @ 110°F Ambient Suction Temperature						
		0°F	-10°F	-15°F	-20°F	-25°F	-30°F	-40°F
BS*010L6	KAJ-010E	6,040	5,370	4,720	3,510	2,960	2,470	1,660
BS*015L6	KAL-015E	9,290	8,320	7,370	5,560	4,710	3,930	2,580
BS*020L6	EAD-020E	10,510	9,210	7,950	6,000	4,720	3,880	2,610
BS*021L6	EAV-021E	11,670	10,570	9,450	7,130	5,990	4,900	2,950
BS*027L6	3AB-031E	13,590	12,040	10,540	7,800	6,590	5,520	3,870
BS*030L6	LAH-032E	17,480	15,490	13,530	9,800	8,080	6,490	3,750
BS*030E6	LAC-032E	-	-	-	12,510	10,510	8,760	6,090
BS*040L6	NRD-040E <sup>^</sup> NRD-032E <sup>^^</sup>	23,410	20,900	18,440	13,740	11,550	9,500	5,880

\* = T for Outdoor, N for Indoor, B for Bohnmizer, S for Beacon II™

^ NRD1-040E Compressor is Single Phase & uses R-404A only.

^^ Uses R-404A & 507 in 3 phase model.

# SEMI-HERMETIC COMPRESSORS

## Unit Specifications

Model	Fig. ++	Compressor	Connections (ID)		Receiver 90% Full Lbs.	Fan(s)	Dimensions			Net Wt. Lbs.	Sound Data dBA <sup>†</sup>
			Liquid	Suction			D (In.)	W (In.)	H (In.)		
BS*005H2	A	HAG-0050	3/8	1/2	6.0	1	28.25	23.75	17.25	161	66
BS*008H2	A	KAN-0075	3/8	5/8	6.0	1	28.25	23.75	17.25	180	66
BS*008M2	A	KAE-0075	3/8	5/8	6.0	1	28.25	23.75	17.25	180	66
BS*010H2	A	KAR-0100	3/8	5/8	6.0	1	28.25	23.75	17.25	175	66
BS*010M2	A	KAM-0100	3/8	5/8	6.0	1	28.25	23.75	17.25	178	66
BS*015H2	B	KAG-0150	3/8	7/8	10.0	2	28.25	37.75	17.25	221	69
BS*020H2	B	ERA-0200	3/8	7/8	10.0	2	28.25	37.75	17.25	293	69
BS*020M2	B	KAK-0200	3/8	7/8	10.0	2	28.25	37.75	17.25	189	69
BS*021M2	B	ERC-0200	3/8	7/8	10.0	2	28.25	37.75	17.25	301	69
BS*029M2	C	ERF-0310	1/2	7/8	16.0	2	28.25	37.75	19.75	391	69
BS*030H2	D	ERF-0310	1/2	7/8	22.0	1	30.25	42.5	29.75	385	70
BS*030M2	D	3RA-0310	1/2	7/8	22.0	1	30.25	42.5	29.75	397	71
BS*040H2	D	NRB-0400	1/2	1-1/8	22.0	1	30.25	42.5	29.75	460	71
BS*050H2	D	NRA-0500	1/2	1-1/8	22.0	1	30.25	42.5	29.75	462	71
BS*050M2	D	NRM-0500	1/2	1-1/8	22.0	1	30.25	42.5	29.75	462	71
BS*010M6	A	KAR-010E	3/8	5/8	5.5	1	28.25	23.75	17.25	178	67
BS*020M6	B	KAK-020E	3/8	7/8	9.0	2	28.25	37.75	17.25	189	69
BS*021M6	B	ERC-021E	3/8	7/8	9.0	2	28.25	37.75	17.25	301	70
BS*030M6	D	ERF-031E	1/2	7/8	20.0	1	30.25	42.5	29.75	397	71
BS*040M6	D	NRB-040E	1/2	1-1/8	20.0	1	30.25	42.5	29.75	460	73
BS*010L6	A	KAJ-010E	3/8	5/8	5.5	1	28.25	23.75	17.25	178	67
BS*015L6	B	KAL-015E	3/8	7/8	9.0	2	28.25	37.75	17.25	225	69
BS*020L6	B	EAD-020E	3/8	7/8	9.0	2	28.25	37.75	17.25	291	70
BS*021L6	B	EAV-021E	3/8	7/8	9.0	2	28.25	37.75	17.25	301	70
BS*027L6	C	3AB-031E	1/2	7/8	14.0	2	28.25	37.75	19.75	391	71
BS*030L6	C	LAH-032E	1/2	7/8	14.0	2	28.25	37.75	19.75	357	71
BS*030E6	C	LAC-032E	1/2	7/8	14.0	2	28.25	37.75	19.75	391	71
BS*040L6	D	NRD-032/040E	1/2	1-1/8	20.0	1	30.25	42.5	29.75	457	73

\* = T for Outdoor, N for Indoor, B for Bohnmizer, S for Beacon II™

++ = See Dimensional Drawings for details.

† = Estimated sound pressure values are 10 feet from the unit. For estimating sound pressure from the unit at different distances, deduct the following from the unit values: 20 feet, deduct 6 dBA for 40 feet, deduct 12 dBA for 80 feet, deduct 18 dBA. This data is typical of "free field" conditions for horizontal air cooled condensing units at the outlet of the discharge air. The actual sound measurements may vary depending on the condensing unit installation. Factors such as reflecting walls, background noise and mounting conditions may have a significant influence on this data.

# SEMI-HERMETIC COMPRESSORS

## Electrical Data - Medium and High Temperature

Model Number	Part Number	Power Supply			Compressor		Fan Motor			MCA		MOPD		Evap. Fan Amps	Defrost Heater Amps
		Volts	Ph	Hz <sup>†</sup>	RLA	LRA	Qty.	HP	FLA	Air	Elec.	Air	Elec.		
BS*005H2B	HAG2-0050-CAV	208-230	1	60	3.6	22.0	1	1/15	0.5	15	20	15	20	9	15
BS*005H2C	HAG1-0050-TAC	208-230	3	60	2.1	13.0	1	1/15	0.5	15	20	15	20	9.5	15
BS*008H2B	KAN2-0075-CAV	208-230	1	60	5.4	36.0	1	1/15	0.5	15	20	15	20	8	15
BS*008H2C	KAN1-0075-TAC	208-230	3	60	3.1	19.9	1	1/15	0.5	15	20	15	20	9	15
BS*008M2B	KAE2-0075-CAV	208-230	1	60	4.9	36.0	1	1/15	0.5	15	20	15	20	8	15
BS*008M2C	KAE1-0075-TAC	208-230	3	60	3.0	19.9	1	1/15	0.5	15	20	15	20	9	15
BS*010H2B	KAR2-0100-CAV	208-230	1	60	6.6	40.0	1	1/15	0.5	15	20	15	20	7	15
BS*010H2C	KAR1-0100-TAC	208-230	3	60	3.8	27.0	1	1/15	0.5	15	20	15	20	9	15
BS*010M2B	KAM2-0100-CAV	208-230	1	60	6.7	40.0	1	1/15	0.5	15	20	15	20	7	15
BS*010M2C	KAM1-0100-TAC	208-230	3	60	4.0	27.0	1	1/15	0.5	15	20	15	20	9	15
BS*015H2B	KAGB-0150-CAV	208-230	1	60	8.6	55.0	2	1/15	1.0	15	24	20	25	9	19
BS*015H2C	KAGA-0150-TAC	208-230	3	60	4.9	35.5	2	1/15	1.0	15	20	15	20	8	15
BS*015H2D	KAGA-0150-TAD	460	3	60	2.2	18.2	2	1/15	1.0	15	20	15	20	^	^
BS*020H2G	ERA2-0200-CAB	230	1	60	9.3	58.0	2	1/15	1.0	15	24	20	25	6	19
BS*020H2C	ERA1-0200-TAC	208-230	3	60	5.9	46.0	2	1/15	1.0	15	24	15	25	9	19
BS*020H2D	ERA1-0200-TAD	460	3	60	3.1	46.0	2	1/15	1.0	15	20	15	20	^	^
BS*020M2B	KAKB-0200-CAV	208-230	1	60	9.5	55.0	2	1/15	1.0	15	24	20	25	6	19
BS*020M2C	KAKA-0200-TAC	208-230	3	60	6.1	50.0	2	1/15	1.0	15	24	15	25	9	19
BS*021M2G	ERC2-0200-CAB	230	1	60	9.7	58.0	2	1/15	1.0	15	24	20	25	6	19
BS*021M2C	ERC1-0200-TAC	208-230	3	60	6.1	46.0	2	1/15	1.0	15	24	15	25	9	19
BS*021M2D	ERC1-0200-TAD	460	3	60	3.3	23.0	2	1/15	1.0	15	20	15	20	^	^
BS*029M2G	ERF2-0310-CAB	230	1	60	15.6	86.0	2	1/15	1.0	21	38	35	45	12	30
BS*029M2C	ERF1-0311-TAC	208-230	3	60	11.2	82.0	2	1/15	1.0	15	29	25	35	12	23
BS*029M2D	ERF1-0311-TAD	460	3	60	5.2	41.0	2	1/15	1.0	15	15	15	25	^	^
BS*030H2G	ERF2-0310-CAB	230	1	60	15.6	86.0	1	1/3	3.5	23	38	35	50	12	30
BS*030H2C	ERF1-0311-TAC	208-230	3	60	11.2	82.0	1	1/3	3.5	20	38	25	40	12	30
BS*030H2D	ERF1-0311-TAD	460	3	60	5.2	41.0	1	1/3	1.9	15	24	15	25	^	^
BS*030M2G	3RA2-0310-CAB	230	1	60	16.0	86.0	1	1/3	3.5	24	38	35	50	12	30
BS*030M2C	3RA1-0311-TAC	208-230	3	60	12.7	82.0	1	1/3	3.5	20	38	30	40	12	30
BS*030M2D	3RA1-0311-TAD	460	3	60	5.6	41.0	1	1/3	1.9	15	24	15	25	^	^
BS*040H2C	NRB2-0400-TFC	208-230	3	60	19.6	141.0	1	1/3	3.5	28	40	45	50	12	30
BS*040H2D	NRB2-0400-TFD	460	3	60	10.1	62.5	1	1/3	1.9	15	29	20	35	12	23
BS*050H2C	NRA3-0500-TFC	208-230	3	60	17.2	141.0	1	1/3	3.5	25	38	40	50	12	30
BS*050H2D	NRA3-0500-TFD	460	3	60	8.7	62.5	1	1/3	1.9	15	29	20	35	12	23
BS*050M2C	NRM1-0500-TFC	208-230	3	60	21.8	141.0	1	1/3	3.5	31	43	50	60	12	32
BS*050M2D	NRM1-0500-TFD	460	3	60	10.8	62.5	1	1/3	1.9	15	29	25	35	12	23
BS*010M6B	KARB-010E-CAV	208-230	1	60	6.4	40.0	1	1/15	0.5	15	20	15	20	7	15
BS*010M6C	KARA-010E-TAC	208-230	3	60	3.8	27.0	1	1/15	0.5	15	20	15	20	9	15
BS*020M6B	KAKB-021E-CAV	208-230	1	60	9.1	55.0	2	1/15	1.0	15	24	20	25	6	19
BS*020M6C	KAKA-020E-TAC	208-230	3	60	5.8	50.0	2	1/15	1.0	15	24	15	25	9	19
BS*021M6C	ERCA-021E-TAC	208-230	3	60	7.9	46.0	2	1/15	1.0	15	24	15	25	9	19
BS*021M6D	ERCA-020E-TAD	460	3	60	3.1	23.0	2	1/15	1.0	15	20	15	20	^	^
BS*030M6G	ERFB-031E-CAB	230	1	60	15.3	86.0	1	1/3	3.5	23	38	35	45	12	30
BS*030M6C	ERFA-031E-TAC	208-230	3	60	11.2	82.0	1	1/3	3.5	20	38	25	40	12	30
BS*030M6D	ERFA-031E-TAD	460	3	60	5.2	41.0	1	1/3	1.9	15	24	15	25	^	^
BS*040M6C	NRB2-040E-TFC	208-230	3	60	19.6	141.0	1	1/3	3.5	28	40	45	50	12	30
BS*040M6D	NRB2-040E-TFD	460	3	60	8.1	62.5	1	1/3	1.9	15	29	20	35	12	23

\* = T for Outdoor, N for Indoor, B for Bohnmizer, S for Beacon II™

^ Power supplied by customer.

† Consult factory for 50 HZ applications.



# SEMI-HERMETIC COMPRESSORS

## Electrical Data - Low Temperature

Model Number	Part Number	Power Supply			Compressor		Fan Motor			MCA		MOPD		Evap. Fan Amps	Defrost Heater Amps
		Volts	Ph	Hz <sup>†</sup>	RLA	LRA	Qty.	HP	FLA	Air	Elec.	Air	Elec.		
BS*010L6B	KAJB-010E-CAV	208-230	1	60	6.2	40.0	1	1/15	0.5	15	20	15	20	8	15
BS*010L6C	KAJA-011E-TAC	208-230	3	60	4.1	27.0	1	1/15	0.5	15	20	15	20	9	15
BS*015L6B	KALB-015E-CAV	208-230	1	60	8.9	55.0	2	1/15	1.0	15	24	20	25	8	19
BS*015L6C	KALA-016E-TAC	208-230	3	60	6.0	50.0	2	1/15	1.0	15	20	15	20	7.6	15
BS*015L6D	KALA-016E-TAD	460	3	60	3.1	25.0	2	1/15	1.0	15	20	15	20	9	15
BS*020L6G	EADB-021E-CAB	230	1	60	9.0	58.0	2	1/15	1.0	15	24	20	25	4	19
BS*020L6C	EADA-020E-TAC	208-230	3	60	6.1	46.0	2	1/15	1.0	15	20	15	20	7	15
BS*021L6B	EAVB-021E-CAV	208-230	1	60	13.2	102.0	2	1/15	1.0	20	29	30	30	4	23
BS*021L6C	EAVA-021E-TAC	208-230	3	60	6.6	50.0	2	1/15	1.0	15	20	15	20	7	15
BS*021L6D	EAVA-021E-TAD	460	3	60	2.9	26.6	2	1/15	1.0	15	20	15	20	9	15
BS*027L6G	3ABB-032E-CAB	230	1	60	13.2	86.0	2	1/15	1.0	20	38	30	40	12	30
BS*027L6C	3ABA-031E-TAC	208-230	3	60	9.0	82.0	2	1/15	1.0	15	24	20	25	8	19
BS*027L6D	3ABA-031E-TAD	460	3	60	4.6	41.0	2	1/15	1.0	15	15	15	15	^	^
BS*030L6G	LAHB-032E-CAB	230	1	60	15.0	105.0	2	1/15	1.0	20	38	30	45	12	30
BS*030L6C	LAHA-032E-TAC	208-230	3	60	11.5	112.0	2	1/15	1.0	20	29	25	35	12	23
BS*030L6D	LAHA-032E-TAD	460	3	60	5.4	56.0	2	1/15	1.0	15	15	15	15	^	^
BS*030E6G	LACB-032E-CAB	230	1	60	13.9	105.0	2	1/15	1.0	20	38	30	40	12	30
BS*030E6C	LACA-032E-TAC	208-230	3	60	11.5	112.0	2	1/15	1.0	15	29	25	35	12	23
BS*030E6D	LACA-032E-TAD	460	3	60	5.4	56.0	2	1/15	1.0	15	15	15	15	^	^
BS*040L6G	NRD1-040E-CFB	230	1	60	24.9	115.0	1	1/3	3.5	35	44	50	60	10	30
BS*040L6C	NRD1-032E-TFC	208-230	3	60	14.6	82.0	1	1/3	3.5	22	38	35	45	12	30
BS*040L6D	NRD1-032E-TFD	460	3	60	7.6	41.0	1	1/3	1.9	15	24	15	25	9	19

\* = T for Outdoor, N for Indoor, B for Bohnmizer, S for Beacon II™

^ Power supplied by customer.

† Consult factory for 50 HZ applications.

NOTE: Per UL and NEC, RLA values have been calculated by dividing the Maximum Continuous Current (MCC) by 1.56

Replacement Parts List		
Model	PSC Motor	Fan Blade
A, B, C Cabinet	25309101, 230/1	22901601, 14"
D Cabinet	25309001, 230/1 25309002, 460/1	7173156, 22"

### Right source. Right parts. Right now.

InterLink™ is your link to a complete line of dependable and certified commercial refrigeration parts, accessories and innovative electronic controls for all Bohn equipment. At InterLink, we provide our wholesalers with a comprehensive selection of product solutions and innovative technologies for the installed customer base. And every product is built to ensure the same high performance standards with which all Heatcraft brands are built — backed by a dedicated team to serve every customer need, delivering at the best lead times in the industry.

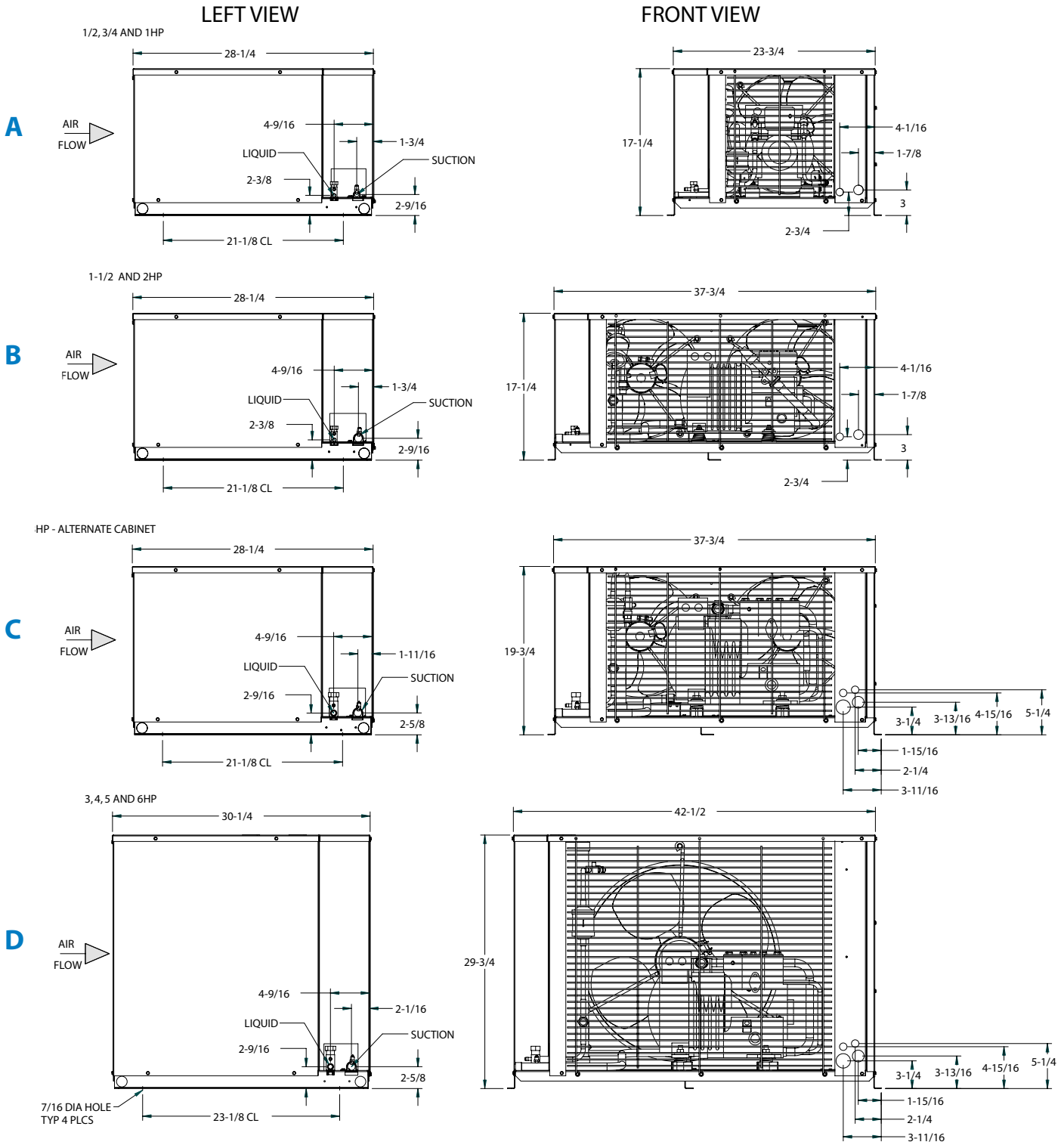


### Dependable. Versatile. Courteous.

Finally, one simple source for all your replacement needs from a name you can trust.

# Dimensional Drawings

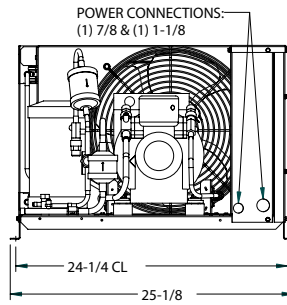
## OUTDOOR



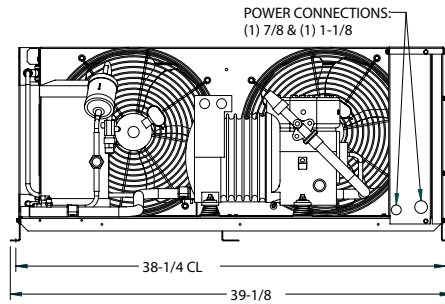
**INDOOR**

**FRONT VIEW**

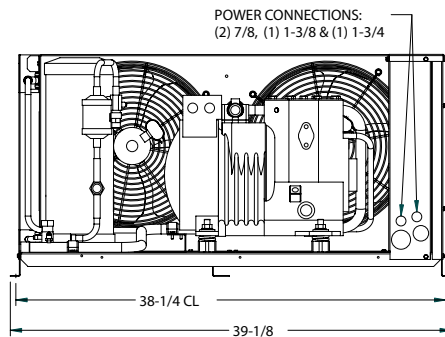
**A**



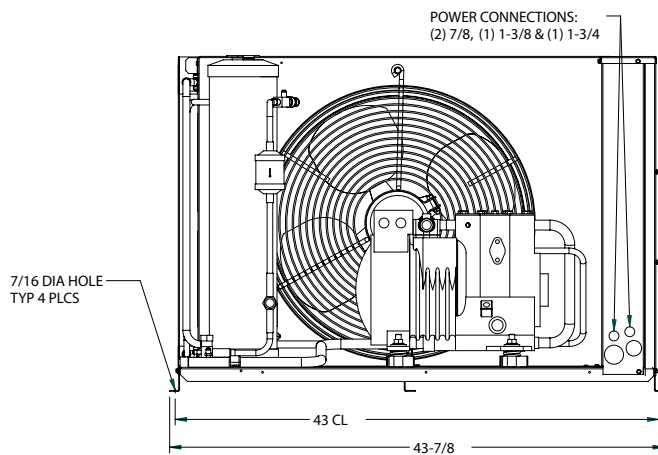
**B**



**C**



**D**



## Notes







For more information on Bohn refrigeration products, contact your Sales Representative or visit us at [www.thecoldstandard.com](http://www.thecoldstandard.com).



**A Brand of Heatcraft Refrigeration Products LLC**  
2175 West Park Place Blvd. • Stone Mountain, GA • 30087  
(800) 537-7775 • FAX (770) 465-5990

[www.thecoldstandard.com](http://www.thecoldstandard.com)

*Since product improvement is a continuing effort, we reserve the right to make changes in specifications without notice.*

BN-HTSTB-0408 | Version 000

## Free Manuals Download Website

<http://myh66.com>

<http://usermanuals.us>

<http://www.somanuals.com>

<http://www.4manuals.cc>

<http://www.manual-lib.com>

<http://www.404manual.com>

<http://www.luxmanual.com>

<http://aubethermostatmanual.com>

Golf course search by state

<http://golfingnear.com>

Email search by domain

<http://emailbydomain.com>

Auto manuals search

<http://auto.somanuals.com>

TV manuals search

<http://tv.somanuals.com>