

CC-HTSTB
March 2011

Replaces CC-HTSTB, Dec 2008



CLIMATE
CONTROL

www.coldyoucancounton.com

AIR-COOLED CONDENSING UNIT
1/2 TO 6 HP
INDOOR AND OUTDOOR MODELS

Technical Guide



Table of Contents

Nomenclature..... 2

Features & Benefits 3

Options 4

Hermetic Compressors 5-10

 Performance Data 5-8

 High Temp., R-404A/507..... 5

 Extended Temp., R-404A/507 6

 Low Temp., R-404A/507 7

 Medium & High Temp., R-22 8

 Unit Specification Data..... 9

 Electrical Data 9-10

Scroll Compressors 11-15

 Performance Data 11-14

 Medium Temp., R-404A/507 11

 Low Temp., R-404A/507 12

 Medium Temp., R-22 13

 Low Temp., R-22 14

 Unit Specification Data..... 15

 Electrical Data 15

Semi-hermetic Compressors 16-21

 Performance Data 14

 Medium Temp., R-404A/507 16

 Low Temp., R-404A/507 17

 Medium & High Temp., R-22 18

 Unit Specification Data..... 19

 Electrical Data 20-21

 Medium & High Temp. 20

 Low Temp. 21

Replacement Parts by InterLink™ 21

Dimensional Drawings of Cabinet 22-23



Nomenclature

C	H	T	030	L	6	C	F
Model	Compressor	Application	Equiv. HP	Temp.	Refrigerant	Voltage	Identifier
C = Climate Control	H = Hermetic S = Semi-herm. Z = Scroll	T = Outdoor N = Indoor S = Beacon II™ Microprocessor	005 = 1/2 HP 008/009 = 3/4 HP 010, 011 = 1 HP 01* = 1-1/2 HP 02* = 2 HP 03* = 3 HP 04* = 4 HP 05* = 5 HP 060 = 6 HP	H = High L = Low M = Medium E = Extra Low X = Extended Medium	2 = R-22 6 = R-404A/507	B = 208/230/1/60 C = 208/230/3/60 D = 460/3/60	F = Stock

Features & Benefits

Cabinet & Construction

- HyperCore™ microchannel coil technology standard on all units
- Painted steel cabinets for superior strength and corrosion protection
- Heavy duty steel raised base with 1-1/2" legs
- Fan guards and wiring conduit on indoor models

Serviceability

- Suction service valves for hermetic and scroll compressors located outside the cabinet for quick installations. Semi-hermetic compressor models have a suction valve on the compressor and an access fitting on the suction line entering the cabinet.
- Receiver with fusible plug, liquid shutoff valve and charging port is standard
- Large electrical panel for ease of access
- Prefabricated wiring harnesses for tight crimp connections and consistent labeling
- Unit stays on if the hood is removed for servicing
- Sight glass is easily viewable

Quality

- All units are completely leak tested in a helium environment, bump tested and allowed to cycle off on the high and low pressure control. Each unit has a copy of the run data shipped inside the electrical panel
- Electrical circuits are completely checked for continuity
- Piping is laid out to minimize stress and vibration and is pre-bent to eliminate leaks
- Encapsulated, auto-reset, high and low pressure controls to eliminate leaks (standard on all high and medium temperature models, adjustable low pressure control standard on low temperature models)

Components

Fan

- Specifically matched with motor and coil to attain maximum air movement and cooling

Motor


- Rated for 50 and 60 cycle application
- Standard PSC or optional Variable Speed EC (VSEC) with Orbus™ Controller

Compressor

- Wide variety of compressors including: hermetic, semi-hermetic and scroll. R-22 and R-404A/507 available for both medium and low temperature applications
- Spring-mounted compressors with vibration eliminators on all 1-1/2 to 6 HP semi-hermetic compressors; 1/2 to 1 HP compressors are rigid mounted and have a discharge loop
- Discharge service valves come standard on all units including hermetics



Typical Outdoor Hermetic Unit



Typical Outdoor Unit with throwaway liquid-line filter and sight glass



Typical Outdoor Hermetic Unit with liquid filter drier and sight glass

Options



E Solutions branded products and options are designed to exceed current energy and environmental standards. It is our commitment in environmental innovation to dedicate ourselves by delivering energy efficient eco-conscious choices. Products included in the **E Solutions** portfolio reduce costs, improve bottom lines, and enhance equipment performance and service life.

The Beacon II™ Refrigeration System with Smart Defrost, factory-installed Smart Defrost Kit™ and Variable Speed EC (VSEC) motor with Orbus controller are **E Solutions** options that will optimize your savings and increase energy efficiency.

Electrical options:	Outdoor	Indoor	Stock
Adjustable low pressure control for medium temp. comp.	Option	Option	N/A
Air or electric defrost timer only	Option	Option	1/2-3 HP low temp.
Beacon II™	Option	N/A	N/A
Crankcase heater	Standard	N/A	Standard
Dual pressure control (not available on Beacon II™)	Option	Option	N/A
Electric defrost with timer & contactors (040-060 models only)	Option	Option	4-6 HP low temp.
Fixed fan cycling — pressure or temperature (2 fan units) (Pressure standard on Beacon II™)	Option	Option	N/A
Fused disconnect / Non-fused disconnect	Option	Shipped loose	N/A
Phase loss / low voltage monitor	Option	Option	N/A
Smart Defrost Kit™ (Factory-Installed)	Option	Option	N/A
Variable speed EC (VSEC) motors with Orbus™ controller	Option	N/A	N/A
Mechanical options:			
12" Extended legs for snowbelt operation	Shipped loose	Shipped loose	Shipped loose
Head pressure control flooding valve	Standard	Option	Standard
Liquid line drier, sight glass	Option	Option	Standard
Liquid line solenoid valve and pumpdown switch	Option	Option	N/A
Low ambient kit with heated and insulated receiver, TD relay	Option	N/A	N/A
Oil separator with discharge line check valve (D cabinet)	Option	Option	N/A
Oversize receiver (D cabinet)	Option	Option	N/A
Precharged refrigerant with quick connect fittings	Option	Option	N/A
Replaceable core liquid line filter (D cabinet)	Option	Option	N/A
Replaceable core suction line filter (D cabinet)	Option	Option	N/A
Suction accumulator	Option	Option	N/A
Suction line filter	Option	Option	N/A



The Beacon II™ Refrigeration System is a preassembled, factory installed refrigeration system featuring an integrated microcomputer based electronic control board.

The Beacon II™ Refrigeration System replaces the expansion valve, solenoid valve, room thermostat, defrost control and timer. It comes factory preset thereby eliminating all of the expensive and time consuming fine tuning and adjustments necessary for a good system installation. For additional information, contact your Sales Representative.

HERMETIC COMPRESSORS

Performance Data - High Temperature (R-404A/507)

R-404A/507 Model	Compressor	Capacity BTUH @ 90°F Ambient Suction Temperature	
		40°F	35°F
CH*005H6	RST45C1E	8,910	8,150
CH*009H6	RST64C1E	12,520	11,570
CH*010H6†	RS70C1E	13,720	12,610
CH*015H6	CS10K6E	21,400	19,460
CH*025H6	CS14K6E	26,320	24,270
CH*032H6	CS20K6E	42,890	39,110
CH*040H6	CS27K6E	52,240	48,170
CH*050H6	CS33K6E	57,030	52,650

R-404A/507 Model	Compressor	Capacity BTUH @ 95°F Ambient Suction Temperature	
		40°F	35°F
CH*005H6	RST45C1E	8,510	7,790
CH*009H6	RST64C1E	11,980	11,080
CH*010H6†	RS70C1E	13,010	11,960
CH*015H6	CS10K6E	20,260	18,400
CH*025H6	CS14K6E	25,000	23,030
CH*032H6	CS20K6E	40,730	37,110
CH*040H6	CS27K6E	49,580	45,670
CH*050H6	CS33K6E	54,240	50,060

R-404A/507 Model	Compressor	Capacity BTUH @ 100°F Ambient Suction Temperature	
		40°F	35°F
CH*005H6	RST45C1E	8,120	7,430
CH*009H6	RST64C1E	11,440	10,580
CH*010H6†	RS70C1E	12,310	11,320
CH*015H6	CS10K6E	19,120	17,350
CH*025H6	CS14K6E	23,690	21,810
CH*032H6	CS20K6E	38,560	35,100
CH*040H6	CS27K6E	46,920	43,180
CH*050H6	CS33K6E	51,440	47,460

R-404A/507 Model	Compressor	Capacity BTUH @ 110°F Ambient Suction Temperature	
		40°F	35°F
CH*005H6	RST45C1E	7,340	6,710
CH*009H6	RST64C1E	10,350	9,580
CH*010H6†	RS70C1E	10,920	10,040
CH*015H6	CS10K6E	16,880	15,280
CH*025H6	CS14K6E	21,100	19,410
CH*032H6	CS20K6E	34,210	31,070
CH*040H6	CS27K6E	41,630	38,220
CH*050H6	CS33K6E	45,860	42,260

* = T for Outdoor, N for Indoor, S for Beacon II™

† = RS compressor not suitable for R-507

HERMETIC COMPRESSORS

Performance Data - Extended Temperature (R-404A/507)

R-404A/507 Model	Compressor	Capacity BTUH @ 90°F Ambient Suction Temperature						
		30°F	25°F	20°F	0°F	-10°F	-20°F	-25°F
CH*005X6	RST45C1E	6,850	6,270	5,710	3,690	2,810	1,980	1,550
CH*008X6	RST55C1E	8,130	7,450	6,790	4,430	3,490	2,710	2,400
CH*009X6	RST64C1E	9,590	8,820	8,080	5,350	4,240	3,270	2,850
CH*010X6†	RS70C1E	10,060	9,300	8,660	5,540	4,080	2,750	2,050
CH*015X6	CS10K6E	16,430	15,090	13,550	7,910	5,280	3,610	2,970
CH*020X6	CS12K6E	18,590	17,000	15,420	9,110	6,330	4,030	3,270
CH*025X6	CS14K6E	20,150	18,630	17,270	10,900	8,050	5,740	4,760
CH*030X6	CS18K6E	29,490	27,030	24,550	14,390	10,600	7,380	6,180
CH*032X6	CS20K6E	32,420	29,620	26,840	15,930	12,200	8,780	7,000
CH*040X6	CS27K6E	43,970	39,510	35,150	20,560	14,980	11,830	8,690
CH*050X6	CS33K6E	44,600	43,160	39,300	24,160	17,610	13,500	11,700

R-404A/507 Model	Compressor	Capacity BTUH @ 95°F Ambient Suction Temperature						
		30°F	25°F	20°F	0°F	-10°F	-20°F	-25°F
CH*005X6	RST45C1E	6,530	5,970	5,440	3,510	2,660	1,850	1,430
CH*008X6	RST55C1E	7,730	7,070	6,440	4,180	3,280	2,550	2,250
CH*009X6	RST64C1E	9,150	8,420	7,710	5,090	4,020	3,100	2,690
CH*010X6†	RS70C1E	9,400	8,850	8,170	5,120	3,770	2,610	1,820
CH*015X6	CS10K6E	15,400	13,960	12,800	7,220	5,060	3,330	2,630
CH*020X6	CS12K6E	17,490	16,000	14,470	8,370	5,830	3,860	2,830
CH*025X6	CS14K6E	18,920	17,490	16,250	10,090	7,530	5,230	4,330
CH*030X6	CS18K6E	27,840	25,490	23,130	13,480	9,710	6,750	5,620
CH*032X6	CS20K6E	30,530	27,890	25,240	14,800	11,200	7,930	6,220
CH*040X6	CS27K6E	41,480	37,270	33,160	19,400	14,130	11,160	8,200
CH*050X6	CS33K6E	42,300	41,000	37,180	22,370	17,300	12,700	10,900

R-404A/507 Model	Compressor	Capacity BTUH @ 100°F Ambient Suction Temperature						
		30°F	25°F	20°F	0°F	-10°F	-20°F	-25°F
CH*005X6	RST45C1E	6,200	5,670	5,170	3,330	2,510	1,720	1,310
CH*008X6	RST55C1E	7,320	6,700	6,090	3,930	3,070	2,390	2,100
CH*009X6	RST64C1E	8,720	8,010	7,340	4,830	3,810	2,920	2,540
CH*010X6†	RS70C1E	8,790	8,290	7,680	4,760	3,430	2,230	1,570
CH*015X6	CS10K6E	14,210	13,150	11,780	6,660	4,580	2,930	2,270
CH*020X6	CS12K6E	16,410	14,990	13,380	7,700	5,280	3,420	2,420
CH*025X6	CS14K6E	17,730	16,390	15,220	9,390	6,950	4,770	3,930
CH*030X6	CS18K6E	26,190	23,970	21,800	12,570	8,880	6,120	5,110
CH*032X6	CS20K6E	28,600	26,160	23,750	13,740	10,300	7,050	5,370
CH*040X6	CS27K6E	38,980	35,030	31,180	18,240	13,290	10,500	7,700
CH*050X6	CS33K6E	39,800	38,760	34,810	20,760	16,200	11,800	10,000

R-404A/507 Model	Compressor	Capacity BTUH @ 110°F Ambient Suction Temperature						
		30°F	25°F	20°F	0°F	-10°F	-20°F	-25°F
CH*005X6	RST45C1E	5,540	5,060	4,610	2,950	2,210	1,470	1,080
CH*008X6	RST55C1E	6,530	5,970	5,410	3,450	2,670	2,070	1,820
CH*009X6	RST64C1E	7,830	7,200	6,580	4,310	3,390	2,580	2,250
CH*010X6†	RS70C1E	7,700	7,140	6,590	4,080	3,010	1,680	-
CH*015X6	CS10K6E	12,150	11,110	10,030	5,410	3,650	2,140	1,540
CH*020X6	CS12K6E	14,270	12,980	11,550	6,460	4,410	2,580	1,660
CH*025X6	CS14K6E	15,430	14,450	13,230	8,100	5,760	3,860	2,990
CH*030X6	CS18K6E	23,000	21,020	18,970	10,810	7,100	4,940	4,140
CH*032X6	CS20K6E	24,840	22,790	20,580	11,490	8,260	5,270	3,630
CH*040X6	CS27K6E	35,150	31,240	27,520	15,210	11,290	8,920	6,550
CH*050X6	CS33K6E	35,200	34,060	30,530	19,000	14,100	10,400	9,010

* = T for Outdoor, N for Indoor, S for Beacon II™

† = RS compressor not suitable for R-507

HERMETIC COMPRESSORS

Performance Data - Low Temperature (R-404A/507)

R-404A/507 Model	Compressor	Capacity BTUH @ 90°F Ambient Suction Temperature					
		0°F	-5°F	-10°F	-20°F	-25°F	-30°F
CH*011L6	CF04K6E	7,030	6,240	5,370	3,850	3,330	2,630
CH*014L6	CF06K6E	10,500	9,380	7,830	6,090	4,890	4,080
CH*019L6	CF06K6E	12,100	10,180	8,910	6,580	5,530	4,570
CH*025L6	CF09K6E	15,550	14,500	12,700	9,000	7,560	6,230
CH*031L6	CF12K6E	18,840	17,800	15,140	11,540	9,790	8,070

R-404A/507 Model	Compressor	Capacity BTUH @ 95°F Ambient Suction Temperature					
		0°F	-5°F	-10°F	-20°F	-25°F	-30°F
CH*011L6	CF04K6E	6,840	5,750	4,920	3,650	3,020	2,360
CH*014L6	CF06K6E	9,900	8,840	7,750	5,670	4,710	3,680
CH*019L6	CF06K6E	11,400	10,100	8,750	6,040	5,030	4,150
CH*025L6	CF09K6E	15,400	13,700	12,000	8,300	6,950	5,750
CH*031L6	CF12K6E	17,690	16,800	14,360	10,910	9,170	7,470

R-404A/507 Model	Compressor	Capacity BTUH @ 100°F Ambient Suction Temperature					
		0°F	-5°F	-10°F	-20°F	-25°F	-30°F
CH*011L6	CF04K6E	6,310	5,170	4,460	3,300	2,660	2,070
CH*014L6	CF06K6E	9,310	8,280	7,280	5,280	4,350	3,510
CH*019L6	CF06K6E	10,700	9,430	8,170	5,810	4,570	3,700
CH*025L6	CF09K6E	14,500	12,800	11,200	8,130	6,410	5,220
CH*031L6	CF12K6E	17,600	15,090	13,410	10,700	9,040	7,320

R-404A/507 Model	Compressor	Capacity BTUH @ 110°F Ambient Suction Temperature					
		0°F	-5°F	-10°F	-20°F	-25°F	-30°F
CH*011L6	CF04K6E	5,240	4,450	3,620	2,630	2,100	-
CH*014L6	CF06K6E	8,310	7,340	6,420	4,580	3,730	2,990
CH*019L6	CF06K6E	9,330	8,170	7,040	4,920	3,980	3,090
CH*025L6	CF09K6E	12,700	11,400	9,900	7,030	5,760	4,590
CH*031L6	CF12K6E	15,700	14,000	12,400	9,250	7,690	6,100

* = T for Outdoor, N for Indoor, S for Beacon II™

HERMETIC COMPRESSORS

Performance Data - Medium & High Temperature (R-22)

R-22 Model	Compressor	Capacity BTUH @ 90°F Ambient Suction Temperature						
		40°F	30°F	25°F	20°F	15°F	10°F	0°F
CH*005H2	ART82C1	7,470	5,640	5,090	4,610	4,170	3,740	2,940
CH*008H2	RS64C2	10,690	8,990	8,080	7,310	6,610	5,850	4,540
CH*010H2	RS70C1	11,360	10,100	8,620	7,730	6,840	6,070	4,280
CH*015H2	CR18KQ	-	14,580	12,910	11,350	9,910	8,100	5,650
CH*020H2	CR24KQ	24,360	19,930	17,760	15,650	13,650	11,640	8,560
CH*029M2	CR37KQ	-	26,210	23,630	21,300	18,870	16,620	11,700
CH*030H2	CR37KQ	41,190	33,300	29,500	25,830	22,330	19,040	13,210
CH*040H2	CR53KQ	57,430	46,140	40,790	35,620	30,740	26,150	18,100
CH*050H2	CRN-0500	64,770	52,240	46,250	40,490	35,010	29,860	20,740

R-22 Model	Compressor	Capacity BTUH @ 95°F Ambient Suction Temperature						
		40°F	30°F	25°F	20°F	15°F	10°F	0°F
CH*005H2	ART82C1	7,170	5,410	4,870	4,410	3,990	3,580	2,790
CH*008H2	RS64C2	10,280	8,540	7,740	6,980	6,310	5,580	4,320
CH*010H2	RS70C1	10,870	9,120	8,150	7,350	6,490	5,740	3,870
CH*015H2	CR18KQ	-	13,830	12,210	10,670	9,260	7,510	5,130
CH*020H2	CR24KQ	23,190	18,980	16,910	14,900	12,990	11,090	8,150
CH*029M2	CR37KQ	-	25,100	22,780	20,270	17,880	15,450	10,900
CH*030H2	CR37KQ	38,230	31,710	28,090	24,610	21,260	18,140	12,580
CH*040H2	CR53KQ	54,690	43,950	38,840	33,930	29,270	24,920	17,240
CH*050H2	CRN-0500	61,680	49,760	44,050	38,560	33,340	28,440	19,750

R-22 Model	Compressor	Capacity BTUH @ 100°F Ambient Suction Temperature						
		40°F	30°F	25°F	20°F	15°F	10°F	0°F
CH*005H2	ART82C1	6,850	5,200	4,680	4,430	3,990	3,410	-
CH*008H2	RS64C2	9,850	8,160	7,400	6,660	5,970	5,310	-
CH*010H2	RS70C1	10,380	8,690	7,820	6,910	6,140	5,410	-
CH*015H2	CR18KQ	-	13,070	11,500	10,000	8,600	6,890	4,410
CH*020H2	CR24KQ	22,030	18,030	16,070	14,160	12,340	10,540	7,740
CH*029M2	CR37KQ	-	23,980	21,720	19,260	16,910	14,470	-
CH*030H2	CR37KQ	37,270	30,130	26,690	23,380	20,200	17,220	11,950
CH*040H2	CR53KQ	51,960	41,760	36,890	32,240	27,820	23,670	16,390
CH*050H2	CRN-0500	58,600	47,270	41,850	36,630	31,680	27,020	18,760

R-22 Model	Compressor	Capacity BTUH @ 110°F Ambient Suction Temperature						
		40°F	30°F	25°F	20°F	15°F	10°F	0°F
CH*005H2	ART82C1	6,240	4,960	4,430	4,010	3,550	3,190	-
CH*008H2	RS64C2	8,930	7,820	6,710	6,020	5,390	4,770	-
CH*010H2	RS70C1	9,490	8,250	6,950	6,170	5,440	4,380	-
CH*015H2	CR18KQ	-	11,590	10,100	8,230	6,880	5,650	-
CH*020H2	CR24KQ	19,770	16,180	14,410	12,680	11,000	9,400	6,490
CH*029M2	CR37KQ	-	21,750	19,600	17,030	14,730	12,520	-
CH*030H2	CR37KQ	33,900	27,120	23,870	20,760	17,820	15,080	10,350
CH*040H2	CR53KQ	48,390	38,470	33,780	29,320	25,120	21,230	14,550
CH*050H2	CRN-0500	54,770	43,730	38,490	33,470	28,740	24,340	16,760

* = T for Outdoor, N for Indoor, S for Beacon II™

HERMETIC COMPRESSORS

Unit Specifications

Model	Fig. ++	Compressor	Connections (ID)		Receiver 90% Full Lbs.	Fan(s)	Dimensions			Net Wt. Lbs.	Sound Data dBA†
			Liquid	Suction			D (In.)	W (In.)	H (In.)		
CH*005H2	A	ART82C1	3/8	1/2	6.0	1	28-1/4	23-3/4	17-1/4	135	67
CH*008H2	A	RS64C2	3/8	1/2	6.0	1	28-1/4	23-3/4	17-1/4	141	68
CH*010H2	A	RS70C1	3/8	5/8	6.0	1	28-1/4	23-3/4	17-1/4	136	68
CH*015H2	B	CR18KQ	3/8	5/8	10.0	2	28-1/4	37-3/4	17-1/4	189	71
CH*020H2	B	CR24KQ	3/8	7/8	10.0	2	28-1/4	37-3/4	17-1/4	193	72
CH*029M2	C	CR37KQ	1/2	7/8	16.0	2	28-1/4	37-3/4	19-1/4	214	72
CH*030H2	D	CR37KQ	1/2	7/8	22.0	1	30-1/4	42-1/2	29-3/4	281	73
CH*040H2	D	CR53KQ	1/2	1-1/8	22.0	1	30-1/4	42-1/2	29-3/4	299	73
CH*050H2	D	CRN-0500	1/2	1-1/8	22.0	1	30-1/4	42-1/2	29-3/4	310	75
CH*005X6	A	RST45C1E	3/8	1/2	5.5	1	28-1/4	23-3/4	17-1/2	135	68
CH*008X6	A	RST55C1E	3/8	1/2	5.5	1	28-1/4	23-3/4	17-1/2	135	68
CH*009X6	A	RST64C1E	3/8	5/8	5.5	1	28-1/4	23-3/4	17-1/2	144	68
CH*010X6	A	RS70C1E	3/8	5/8	5.5	1	28-1/4	23-3/4	17-1/4	138	68
CH*015X6	B	CS10K6E	3/8	5/8	9.0	2	28-1/4	37-3/4	17-1/4	193	71
CH*020X6	B	CS12K6E	3/8	7/8	9.0	2	28-1/4	37-3/4	17-1/4	203	73
CH*025X6	B	CS14K6E	3/8	7/8	9.0	2	28-1/4	37-3/4	17-1/4	208	74
CH*030X6	D	CS18K6E	1/2	7/8	20.0	1	30-1/4	42-1/2	29-3/4	290	73
CH*032X6	D	CS20K6E	1/2	7/8	20.0	1	30-1/4	42-1/2	29-3/4	275	76
CH*040X6	D	CS27K6E	1/2	1-1/8	20.0	1	30-1/4	42-1/2	29-3/4	281	73
CH*050X6	D	CS33K6E	1/2	1-1/8	20.0	1	30-1/4	42-1/2	29-3/4	313	73
CH*011L6	A	CF04K6E	3/8	5/8	5.5	1	28-1/4	23-3/4	17-1/4	139	73
CH*014L6	A	CF06K6E	3/8	5/8	5.5	1	28-1/4	23-3/4	17-1/4	170	73
CH*019L6	B	CF06K6E	3/8	5/8	9.0	2	28-1/4	37-3/4	17-1/4	200	69
CH*025L6	B	CF09K6E	3/8	7/8	9.0	2	28-1/4	37-3/4	17-1/4	222	76
CH*031L6	C	CF12K6E	1/2	7/8	14.0	2	28-1/4	37-3/4	19-3/4	223	77
CH*005H6	A	RST45C1E	3/8	1/2	5.5	1	28-1/4	23-3/4	17-1/4	135	68
CH*009H6	A	RST64C1E	3/8	5/8	5.5	1	28-1/4	23-3/4	17-1/4	144	68
CH*010H6	A	RS70C1E	3/8	5/8	5.5	1	28-1/4	23-3/4	17-1/4	138	68
CH*015H6	B	CS10K6E	3/8	5/8	9.0	2	28-1/4	37-3/4	17-1/4	193	71
CH*025H6	B	CS14K6E	3/8	7/8	9.0	2	28-1/4	37-3/4	17-1/4	208	74
CH*032H6	D	CS20K6E	1/2	7/8	20.0	1	30-1/4	42-1/2	29-3/4	275	76
CH*040H6	D	CS27K6E	1/2	1-1/8	20.0	1	30-1/4	42-1/2	29-3/4	281	73
CH*050H6	D	CS33K6E	1/2	1-1/8	20.0	1	30-1/4	42-1/2	29-3/4	313	73

* = T for Outdoor, N for Indoor, S for Beacon II™

++ = See Dimensional Drawings for details

† = Estimated sound pressure values are 10 feet from the unit. For estimating sound pressure from the unit at different distances, deduct the following from the unit values: 20 feet, deduct 6 dBA for 40 feet, deduct 12 dBA for 80 feet, deduct 18 dBA. This data is typical of "free field" conditions for horizontal air cooled condensing units at the outlet of the discharge air. The actual sound measurements may vary depending on the condensing unit installation. Factors such as reflecting walls, background noise and mounting conditions may have a significant influence on this data.

Electrical Data

Model Number	Part Number	Power Supply			Compressor		Fan Motor			MCA		MOPD		Evap. Fan Amps	Defrost Heater Amps
		Volts	Ph	HZ†	RLA	LRA	Qty.	HP	FLA	Air	Elec.	Air	Elec.		
CH*005H2B	ART82C1-CAV	208-230	1	60	5.9	30.0	1	1/15	0.5	15.0	20	15	20	8.0	15
CH*008H2B	RS64C2-CAV	208-230	1	60	6.9	37.0	1	1/15	0.5	15.0	20	15	20	8.0	15
CH*010H2B	RS70C1-PFV	208-230	1	60	6.3	34.2	1	1/15	0.5	15.0	20	15	20	7.0	15
CH*010H2C	RS70C1-TFC	208-230	3	60	4.2	31.0	1	1/15	0.5	15.0	20	15	20	8.6	15
CH*015H2B	CR18KQ-PFV	208-230	1	60	8.1	41.0	2	1/15	1.0	15.0	24	15	25	6.0	19
CH*015H2C	CR18KQ-TF5	208-230	3	60	4.9	40.0	2	1/15	1.0	15.0	24	15	20	7.0	19
CH*015H2D	CR18KQ-TFD	460	3	60	2.8	23.0	2	1/15	1.0	15.0	20	15	20	^	^
CH*020H2B	CR24KQ-PFV	208-230	1	60	12.2	70.5	2	1/15	1.0	20.0	29	25	30	6.0	23
CH*020H2C	CR24KQ-TF5	208-230	3	60	6.7	40.0	2	1/15	1.0	15.0	24	15	25	9.0	19
CH*020H2D	CR24KQ-TFD	460	3	60	3.6	28.0	2	1/15	1.0	15.0	20	15	20	^	^
CH*029M2B	CR37KQ-PFV	208-230	1	60	16.7	100.3	2	1/15	1.0	21.8	38	35	50	12.0	30
CH*029M2C	CR37KQ-TF5	208-230	3	60	9.9	85.0	2	1/15	1.0	15.0	38	20	40	12.0	30
CH*029M2D	CR37KQ-TFD	460	3	60	5.0	39.0	2	1/15	1.0	15.0	15	15	25	^	^
CH*030H2B	CR37KQ-PFV	208-230	1	60	16.7	100.3	1	1/3	3.5	24.3	38	40	50	12.0	30
CH*030H2C	CR37KQ-TF5	208-230	3	60	9.9	85.0	1	1/3	3.5	20.0	38	25	40	12.0	30
CH*030H2D	CR37KQ-TFD	460	3	60	5.0	39.0	1	1/3	1.9	15.0	24	15	25	^	^

* = T for Outdoor, N for Indoor, S for Beacon II™ ^ Power supplied by customer. † Consult factory for 50 HZ applications.

Per UL and NEC, RLA values have been calculated by dividing the Maximum Continuous Current (MCC) by 1.56.

HERMETIC COMPRESSORS

Electrical Data

Model Number	Part Number	Power Supply			Compressor		Fan Motor			MCA		MOPD		Evap. Fan Amps	Defrost Heater Amps
		Volts	Ph	Hz [†]	RLA	LRA	Qty.	HP	FLA	Air	Elec.	Air	Elec.		
CH*040H2B	CR53KQ-PFV	208-230	1	60	26.0	140.0	1	1/3	3.5	36.0	48.0	50	60	12.0	35
CH*040H2C	CR53KQ-TF5	208-230	3	60	16.3	107.0	1	1/3	3.5	23.9	38.0	40	50	12.0	30
CH*040H2D	CR53KQ-TFD	460	3	60	8.1	55.0	1	1/3	1.9	15.0	29.0	15	30	11.0	23
CH*050H2B	CRN5-0500-PFV	208-230	1	60	30.8	142.0	1	1/3	3.5	42.0	59.0	50	60	12.0	47
CH*050H2C	CRN5-0500-TF5	208-230	3	60	19.2	130.0	1	1/3	3.5	28.0	40.0	45	50	12.0	30
CH*050H2D	CRN5-0500-TFD	460	3	60	8.7	65.0	1	1/3	1.9	15.0	29	20	30	10.0	23
CH*005X6B	RST45C1E-CAV	208-230	1	60	4.6	26.5	1	1/15	0.5	15.0	20.0	15	20	8.0	15
CH*008X6B	RST55C1E-CAV	208-230	1	60	6.1	33.7	1	1/15	0.5	15.0	20.0	15	20	8.0	15
CH*009X6B	RST64C1E-CAV	208-230	1	60	8.0	43.0	1	1/15	0.5	15.0	20.0	15	20	6.0	15
CH*010X6B	RS70C1E-PFV	208-230	1	60	6.3	34.2	1	1/15	0.5	15.0	20.0	15	20	7.0	15
CH*010X6C	RS70C1E-TFC	208-230	3	60	4.2	31.0	1	1/15	0.5	15.0	20.0	15	20	8.6	15
CH*015X6B	CS10K6E-PFV	208-230	1	60	9.8	56.0	2	1/15	1.0	15.0	24.0	20	25	6.0	19
CH*015X6C	CS10K6E-TF5	208-230	3	60	6.7	51.0	2	1/15	1.0	15.0	20.0	15	20	7.0	15
CH*020X6B	CS12K6E-PFV	208-230	1	60	9.8	56.0	2	1/15	1.0	15.0	24.0	20	25	6.0	19
CH*020X6C	CS12K6E-TF5	208-230	3	60	6.7	51.0	2	1/15	1.0	15.0	24.0	15	25	9.0	19
CH*025X6B	CS14K6E-PFV	208-230	1	60	11.2	61.0	2	1/15	1.0	15.0	29.0	25	30	6.0	23
CH*025X6C	CS14K6E-TF5	208-230	3	60	8.2	55.0	2	1/15	1.0	15.0	24.0	15	25	9.0	19
CH*025X6D	CS14K6E-TFD	460	3	60	4.2	28.0	2	1/15	1.0	15.0	20.0	15	20	^	^
CH*030X6B	CS18K6E-PFV	208-230	1	60	14.4	82.0	1	1/3	3.5	21.0	38.0	35	45	12.0	30
CH*030X6C	CS18K6E-TF5	208-230	3	60	9.4	65.5	1	1/3	3.5	15.0	29.0	20	30	7.0	23
CH*030X6D	CS18K6E-TFD	460	3	60	3.9	33.0	1	1/3	1.9	15.0	24.0	15	25	^	^
CH*032X6B	CS20K6E-PFV	208-230	1	60	16.7	96.0	1	1/3	3.5	24.0	38.0	40	50	12.0	30
CH*032X6C	CS20K6E-TF5	208-230	3	60	10.3	75.0	1	1/3	3.5	20.0	29.0	25	30	7.0	23
CH*032X6D	CS20K6E-TFD	460	3	60	4.6	40.0	1	1/3	1.9	15.0	24.0	15	25	^	^
CH*040X6B	CS27K6E-PFV	208-230	1	60	21.5	121.0	1	1/3	3.5	30.3	44.0	50	60	12.0	35
CH*040X6C	CS27K6E-TF5	208-230	3	60	13.7	105.0	1	1/3	3.5	20.7	38.0	30	45	12.0	30
CH*040X6D	CS27K6E-TFD	460	3	60	7.6	52.0	1	1/3	1.9	15.0	29.0	15	30	11.0	23
CH*050X6B	CS33K6E-PFV	208-230	1	60	27.6	125.0	1	1/3	3.5	38.0	59.0	50	60	12.0	47
CH*050X6C	CS33K6E-TF5	208-230	3	60	16.8	102.0	1	1/3	3.5	24.5	38.0	40	50	12.0	30
CH*050X6D	CS33K6E-TFD	460	3	60	8.8	48.0	1	1/3	1.9	15.0	29.0	20	30	10.0	23
CH*011L6B	CF04K6E-PFV	208-230	1	60	8.6	59.2	1	1/15	0.5	15.0	20.0	15	25	7.0	15
CH*011L6C	CF04K6E-TF5	200-230	3	60	3.9	52.0	1	1/15	0.5	15.0	20.0	15	20	8.0	15
CH*014L6B	CF06K6E-PFV	208-230	1	60	10.3	59.2	1	1/15	0.5	15.0	20.0	20	25	4.0	15
CH*014L6C	CF06K6E-TF5	200-230	3	60	6.3	52.0	1	1/15	0.5	15.0	24.0	15	25	9.0	19
CH*019L6B	CF06K6E-PFV	208-230	1	60	10.3	59.2	2	1/15	1.0	15.0	24.0	20	30	6.0	19
CH*019L6C	CF06K6E-TF5	208-230	3	60	6.3	52.0	2	1/15	1.0	15.0	24.0	15	25	9.0	19
CH*025L6B	CF09K6E-PFV	208-230	1	60	15.0	87.0	2	1/15	1.0	20.0	29.0	30	40	6.0	23
CH*025L6C	CF09K6E-TF5	200-230	3	60	9.2	72.2	2	1/15	1.0	15.0	21.0	20	25	7.0	15
CH*031L6B	CF12K6E-PFV	208-230	1	60	17.0	105.0	2	1/15	1.0	22.3	37.5	35	50	12.0	30
CH*031L6C	CF12K6E-TF5	200-230	3	60	10.7	85.0	2	1/15	1.0	15.0	28.8	25	30	7.0	23
CH*031L6D	CF12K6E-TFD	460	3	60	5.3	42.0	2	1/15	1.0	15.0	23.8	15	25	^	^
CH*005H6B	RST45C1E-CAV	208-230	1	60	4.5	26.5	1	1/15	0.5	15.0	-	15	-	-	-
CH*009H6B	RST64C1E-CAV	208-230	1	60	7.6	43.0	1	1/15	0.5	15.0	-	15	-	-	-
CH*010H6B	RS70C1E-PFV	208-230	1	60	6.9	34.2	1	1/15	0.5	15.0	-	15	-	-	-
CH*010H6C	RS70C1E-TFC	208-230	3	60	4.7	31.0	1	1/15	0.5	15.0	-	15	-	-	-
CH*015H6B	CS10K6E-PFV	208-230	1	60	11.1	56.0	2	1/15	1.0	15.0	-	25	-	-	-
CH*015H6C	CS10K6E-TF5	208-230	3	60	7.2	51.0	2	1/15	1.0	15.0	-	15	-	-	-
CH*025H6B	CS14K6E-PFV	208-230	1	60	12.4	61.0	2	1/15	1.0	20.0	-	25	-	-	-
CH*025H6C	CS14K6E-TF5	208-230	3	60	8.5	55.0	2	1/15	1.0	15.0	-	20	-	-	-
CH*032H6B	CS20K6E-PFV	208-230	1	60	17.9	96.0	1	1/3	3.5	25.9	-	40	-	-	-
CH*032H6C	CS20K6E-TF5	208-230	3	60	13.3	75.0	1	1/3	3.5	20.2	-	30	-	-	-
CH*040H6G	CS27K6E-PFV	230	1	60	23.7	121.0	1	1/3	3.5	33.1	-	50	-	-	-
CH*040H6K	CS27K6E-TF5	230	3	60	14.1	105.0	1	1/3	3.5	21.1	-	35	-	-	-
CH*050H6G	CS33K6E-PFV	230	1	60	30.1	125.0	1	1/3	3.5	41.2	-	60	-	-	-
CH*050H6K	CS33K6E-TF5	230	3	60	16.5	102.0	1	1/3	3.5	24.2	-	40	-	-	-

* = T for Outdoor, N for Indoor, S for Beacon II™ ^ Power supplied by customer. †Consult factory for 50 HZ applications.

Per UL and NEC, RLA values have been calculated by dividing the Maximum Continuous Current (MCC) by 1.56.

SCROLL COMPRESSORS

Performance Data - Medium Temperature (R-404A/507)

R-404A/507 Model	Compressor	Capacity BTUH @ 90°F Ambient Suction Temperature							
		40°F	35°F	30°F	25°F	20°F	10°F	0°F	-5°F
CZ*020M6	ZS15K4E	24,810	22,630	21,160	19,690	18,210	15,340	12,640	11,390
CZ*025M6	ZS19K4E	29,280	26,730	25,070	23,390	21,700	18,380	15,230	13,750
CZ*030M6	ZS21K4E	35,760	32,760	30,580	28,360	26,170	21,900	17,950	16,140
CZ*035M6	ZS26K4E	43,200	39,310	36,730	34,130	31,560	26,540	21,850	19,690
CZ*045M6	ZS30K4E	48,460	46,490	43,050	39,760	36,560	30,480	24,890	22,310
CZ*055M6	ZS38K4E	57,230	53,990	50,410	46,970	43,530	36,770	30,380	27,400
CZ*060M6	ZS45K4E	65,560	61,960	58,120	54,430	50,680	43,160	35,890	32,490

R-404A/507 Model	Compressor	Capacity BTUH @ 95°F Ambient Suction Temperature							
		40°F	35°F	30°F	25°F	20°F	10°F	0°F	-5°F
CZ*020M6	ZS15K4E	23,850	21,760	20,350	18,930	17,510	14,750	12,150	10,950
CZ*025M6	ZS19K4E	28,110	25,700	24,110	22,490	20,870	17,670	14,640	11,790
CZ*030M6	ZS21K4E	34,460	31,500	29,400	27,270	25,160	21,060	17,260	15,520
CZ*035M6	ZS26K4E	41,600	37,800	35,320	32,820	30,350	25,520	21,010	18,930
CZ*045M6	ZS30K4E	46,740	44,700	41,390	38,230	35,150	29,310	23,930	21,450
CZ*055M6	ZS38K4E	54,940	51,910	48,470	45,160	41,860	35,360	29,210	26,350
CZ*060M6	ZS45K4E	62,910	59,580	55,880	52,340	48,730	41,500	34,510	31,240

R-404A/507 Model	Compressor	Capacity BTUH @ 100°F Ambient Suction Temperature							
		40°F	35°F	30°F	25°F	20°F	10°F	0°F	-5°F
CZ*020M6	ZS15K4E	22,870	20,890	19,540	18,170	16,810	14,160	11,660	10,510
CZ*025M6	ZS19K4E	26,950	24,670	23,150	21,590	20,040	16,960	14,050	12,690
CZ*030M6	ZS21K4E	33,150	30,240	28,220	26,180	24,150	20,220	16,570	14,900
CZ*035M6	ZS26K4E	39,990	36,290	33,910	31,510	29,140	24,500	20,170	18,170
CZ*045M6	ZS30K4E	44,990	42,910	39,730	36,700	33,740	28,140	22,970	20,590
CZ*055M6	ZS38K4E	52,630	49,830	46,530	43,350	40,190	33,950	28,040	25,300
CZ*060M6	ZS45K4E	60,260	57,200	53,640	50,250	46,780	39,840	33,130	29,990

R-404A/507 Model	Compressor	Capacity BTUH @ 110°F Ambient Suction Temperature							
		40°F	35°F	30°F	25°F	20°F	10°F	0°F	-5°F
CZ*020M6	ZS15K4E	20,920	19,150	17,910	16,660	15,410	12,980	10,690	9,640
CZ*025M6	ZS19K4E	24,600	22,620	21,220	19,760	18,370	15,550	14,190	11,630
CZ*030M6	ZS21K4E	30,500	27,720	25,870	24,000	22,140	18,530	15,190	13,660
CZ*035M6	ZS26K4E	36,690	33,260	31,080	28,880	26,710	22,460	18,490	16,660
CZ*045M6	ZS30K4E	41,430	39,340	36,420	33,640	30,930	25,790	21,060	18,880
CZ*055M6	ZS38K4E	47,970	45,680	42,650	39,740	36,840	31,120	25,700	23,190
CZ*060M6	ZS45K4E	-	-	49,170	46,060	42,880	36,520	30,370	27,490

* = T for Outdoor, N for Indoor, S for Beacon II™

SCROLL COMPRESSORS

Performance Data - Low Temperature (R-404A/507)

R-404A/507 Model	Compressor	Capacity BTUH @ 90°F Ambient Suction Temperature						
		0°F	-10°F	-15°F	-20°F	-25°F	-30°F	-40°F
CZ*020L6	ZF06K4E	11,970	9,920	8,940	8,010	7,130	6,310	4,900
CZ*025L6	ZF08K4E	14,880	12,320	11,120	9,960	8,890	7,900	6,230
CZ*030L6	ZF09K4E	16,540	13,730	12,400	11,130	9,930	8,840	6,980
CZ*035L6	ZF11K4E	19,800	16,490	14,910	13,420	12,000	10,710	8,530
CZ*045L6	ZF13K4E	24,720	20,360	18,300	16,410	14,570	12,840	9,800
CZ*055L6	ZF15K4E	29,950	24,730	22,260	20,010	17,820	15,800	12,440
CZ*060L6	ZF18K4E	36,360	30,140	27,160	24,330	21,680	19,240	15,100

R-404A/507 Model	Compressor	Capacity BTUH @ 95°F Ambient Suction Temperature						
		0°F	-10°F	-15°F	-20°F	-25°F	-30°F	-40°F
CZ*020L6	ZF06K4E	11,510	9,540	8,600	7,700	6,860	6,070	4,710
CZ*025L6	ZF08K4E	14,310	11,850	10,690	9,580	8,550	7,600	5,990
CZ*030L6	ZF09K4E	15,900	13,200	11,920	10,700	9,550	8,500	6,710
CZ*035L6	ZF11K4E	19,040	15,860	14,340	12,900	11,540	10,300	8,200
CZ*045L6	ZF13K4E	23,740	19,490	17,590	15,690	13,880	12,210	9,360
CZ*055L6	ZF15K4E	28,870	23,820	21,550	19,260	17,390	15,160	11,910
CZ*060L6	ZF18K4E	34,960	28,970	26,120	23,390	20,850	18,500	14,520

R-404A/507 Model	Compressor	Capacity BTUH @ 100°F Ambient Suction Temperature						
		0°F	-10°F	-15°F	-20°F	-25°F	-30°F	-40°F
CZ*020L6	ZF06K4E	11,050	9,160	8,260	7,390	6,590	5,830	4,520
CZ*025L6	ZF08K4E	13,740	11,380	10,260	9,200	8,210	7,300	5,750
CZ*030L6	ZF09K4E	15,260	12,670	11,440	10,270	9,170	8,160	6,440
CZ*035L6	ZF11K4E	18,280	15,230	13,770	12,380	11,080	9,890	7,870
CZ*045L6	ZF13K4E	22,780	18,740	16,770	14,910	13,180	11,780	8,890
CZ*055L6	ZF15K4E	27,800	23,060	20,700	18,490	16,980	14,770	11,390
CZ*060L6	ZF18K4E	33,560	27,810	25,080	22,450	20,010	17,760	13,950

R-404A/507 Model	Compressor	Capacity BTUH @ 110°F Ambient Suction Temperature						
		0°F	-10°F	-15°F	-20°F	-25°F	-30°F	-40°F
CZ*020L6	ZF06K4E	10,130	8,400	7,570	6,780	6,040	5,340	4,140
CZ*025L6	ZF08K4E	12,590	10,430	9,410	8,430	7,520	6,690	5,270
CZ*030L6	ZF09K4E	13,990	11,620	10,490	9,420	8,400	7,480	5,900
CZ*035L6	ZF11K4E	16,760	13,960	12,620	11,350	10,160	9,060	7,220
CZ*045L6	ZF13K4E	20,980	16,960	15,120	13,390	11,790	10,910	8,460
CZ*055L6	ZF15K4E	25,790	21,200	19,030	16,980	15,100	14,000	10,340
CZ*060L6	ZF18K4E	30,770	25,490	22,990	20,580	18,340	16,270	12,780

* = T for Outdoor, N for Indoor, S for Beacon II™

NOTE: The ZF compressor comes with liquid injection.

SCROLL COMPRESSORS

Performance Data - Medium Temperature (R-22)

R-22 Model	Compressor	Capacity BTUH @ 90°F Ambient Suction Temperature				
		35°F	30°F	25°F	20°F	10°F
CZ*020M6	ZS15K4E	22,080	20,420	18,800	17,220	14,260
CZ*025M6	ZS19K4E	26,080	24,190	22,340	20,530	17,090
CZ*030M6	ZS21K4E	31,970	29,490	27,080	24,750	20,360
CZ*035M6	ZS26K4E	38,930	35,820	32,830	29,970	24,520
CZ*045M6	ZS30K4E	45,920	42,010	38,300	34,810	28,450
CZ*055M6	ZS38K4E	54,050	49,950	45,960	42,100	34,600
CZ*060M6	ZS45K4E	63,670	58,960	54,320	49,800	41,190

R-22 Model	Compressor	Capacity BTUH @ 95°F Ambient Suction Temperature				
		35°F	30°F	25°F	20°F	10°F
CZ*020M6	ZS15K4E	21,230	19,630	18,080	16,560	13,710
CZ*025M6	ZS19K4E	25,080	23,260	21,480	19,740	16,430
CZ*030M6	ZS21K4E	30,740	28,360	26,040	23,800	19,580
CZ*035M6	ZS26K4E	37,430	34,440	31,570	28,820	23,580
CZ*045M6	ZS30K4E	44,150	40,390	36,830	33,470	27,360
CZ*055M6	ZS38K4E	51,970	48,030	44,190	40,480	33,270
CZ*060M6	ZS45K4E	61,220	56,690	52,230	47,880	39,610

R-22 Model	Compressor	Capacity BTUH @ 100°F Ambient Suction Temperature				
		35°F	30°F	25°F	20°F	10°F
CZ*020M6	ZS15K4E	20,380	18,850	17,360	15,900	13,160
CZ*025M6	ZS19K4E	24,080	22,330	20,620	18,950	15,770
CZ*030M6	ZS21K4E	29,510	27,230	25,000	22,850	18,800
CZ*035M6	ZS26K4E	35,930	33,060	30,310	27,670	22,640
CZ*045M6	ZS30K4E	42,380	38,770	35,360	32,130	26,270
CZ*055M6	ZS38K4E	49,890	46,110	42,420	38,860	31,940
CZ*060M6	ZS45K4E	58,770	54,420	50,140	45,970	38,030

R-22 Model	Compressor	Capacity BTUH @ 110°F Ambient Suction Temperature				
		35°F	30°F	25°F	20°F	10°F
CZ*020M6	ZS15K4E	19,530	18,060	16,630	15,240	12,610
CZ*025M6	ZS19K4E	23,070	21,400	19,760	18,160	15,120
CZ*030M6	ZS21K4E	28,280	26,090	23,960	21,900	18,010
CZ*035M6	ZS26K4E	34,440	31,690	29,040	26,510	21,690
CZ*045M6	ZS30K4E	40,620	37,160	33,880	30,790	25,170
CZ*055M6	ZS38K4E	47,810	44,190	40,660	37,240	30,610
CZ*060M6	ZS45K4E	56,320	52,160	48,050	44,050	36,440

* = T for Outdoor, N for Indoor, S for Beacon II™

SCROLL COMPRESSORS

Performance Data - Low Temperature (R-22)

R-22 Model	Compressor	Capacity BTUH @ 90°F Ambient Suction Temperature						
		0°F	-10°F	-15°F	-20°F	-25°F	-30°F	-40°F
CZ*020L6	ZF06K4E	11,610	9,400	8,380	7,450	6,590	5,840	4,590
CZ*025L6	ZF08K4E	14,560	11,800	10,540	9,380	8,310	7,340	5,780
CZ*030L6	ZF09K4E	15,940	13,070	11,750	10,500	9,340	8,260	6,460
CZ*035L6	ZF11K4E	19,310	15,870	14,270	12,760	11,360	10,080	7,900
CZ*045L6	ZF13K4E	23,490	19,140	17,140	15,280	13,560	12,000	9,400
CZ*055L6	ZF15K4E	28,800	23,490	21,050	18,770	16,360	14,750	11,550
CZ*060L6	ZF18K4E	33,800	27,550	24,670	21,970	19,480	17,220	13,440

R-22 Model	Compressor	Capacity BTUH @ 95°F Ambient Suction Temperature						
		0°F	-10°F	-15°F	-20°F	-25°F	-30°F	-40°F
CZ*020L6	ZF06K4E	11,060	8,950	7,980	7,090	6,280	5,560	4,370
CZ*025L6	ZF08K4E	13,870	11,240	10,040	8,930	7,910	6,990	5,500
CZ*030L6	ZF09K4E	15,180	12,450	11,190	10,000	8,890	7,870	6,150
CZ*035L6	ZF11K4E	18,390	15,110	13,590	12,150	10,820	9,600	7,520
CZ*045L6	ZF13K4E	22,370	18,230	16,320	14,550	12,910	11,430	8,950
CZ*055L6	ZF15K4E	27,430	22,370	20,050	17,880	15,580	14,050	11,000
CZ*060L6	ZF18K4E	32,190	26,240	23,490	20,920	18,550	16,400	12,800

R-22 Model	Compressor	Capacity BTUH @ 100°F Ambient Suction Temperature						
		0°F	-10°F	-15°F	-20°F	-25°F	-30°F	-40°F
CZ*020L6	ZF06K4E	10,840	8,770	7,820	6,950	6,150	5,450	4,280
CZ*025L6	ZF08K4E	13,590	11,020	9,840	8,750	7,750	6,850	5,390
CZ*030L6	ZF09K4E	14,880	12,200	10,970	9,800	8,710	7,710	6,030
CZ*035L6	ZF11K4E	18,020	14,810	13,320	11,910	10,600	9,410	7,370
CZ*045L6	ZF13K4E	21,920	17,870	15,990	14,260	12,650	11,200	8,770
CZ*055L6	ZF15K4E	26,880	21,920	19,650	17,520	15,270	13,770	10,780
CZ*060L6	ZF18K4E	31,550	25,720	23,020	20,500	18,180	16,070	12,540

R-22 Model	Compressor	Capacity BTUH @ 110°F Ambient Suction Temperature						
		0°F	-10°F	-15°F	-20°F	-25°F	-30°F	-40°F
CZ*020L6	ZF06K4E	10,290	8,320	7,420	6,590	5,840	5,170	4,060
CZ*025L6	ZF08K4E	12,900	10,450	9,340	8,310	7,360	6,500	5,120
CZ*030L6	ZF09K4E	14,120	11,580	10,410	9,300	8,270	7,320	5,720
CZ*035L6	ZF11K4E	17,100	14,050	12,640	11,300	10,060	8,930	6,990
CZ*045L6	ZF13K4E	20,800	16,950	15,180	13,530	12,010	10,630	8,320
CZ*055L6	ZF15K4E	25,510	20,800	18,650	16,630	14,490	13,070	10,230
CZ*060L6	ZF18K4E	29,940	24,400	21,850	19,460	17,250	15,250	11,900

* = T for Outdoor, N for Indoor, S for Beacon II™

NOTE: The ZF compressor comes with liquid injection.

SCROLL COMPRESSORS

Unit Specifications

Model	Fig. ++	Compressor	Connections (ID)		Receiver 90% Full Lbs.	Fan(s)	Dimensions			Net Wt. Lbs.	Sound Data dBA [†]
			Liquid	Suction			D (In.)	W (In.)	H (In.)		
CZ*020M6	C	ZS15K4E	1/2	7/8	14	2	28-1/4	37-3/4	19-3/4	209	71
CZ*025M6	C	ZS19K4E	1/2	7/8	14	2	28-1/4	37-3/4	19-3/4	218	73
CZ*030M6	D	ZS21K4E	1/2	7/8	20	1	30-1/4	42-1/2	29-3/4	287	72
CZ*035M6	D	ZS26K4E	1/2	7/8	20	1	30-1/4	42-1/2	29-3/4	290	74
CZ*045M6	D	ZS30K4E	1/2	1-1/8	20	1	30-1/4	42-1/2	29-3/4	317	73
CZ*055M6	D	ZS38K4E	1/2	1-1/8	20	1	30-1/4	42-1/2	29-3/4	317	74
CZ*060M6	D	ZS45K43	1/2	1-1/8	20	1	30-1/4	42-1/2	29-3/4	317	76
CZ*020L6	C	ZF06K4E	1/2	7/8	14	2	28-1/4	37-3/4	19-3/4	209	71
CZ*025L6	C	ZF08K4E	1/2	7/8	14	2	28-1/4	37-3/4	19-3/4	218	73
CZ*030L6	C	ZF09K4E	1/2	7/8	14	2	28-1/4	37-3/4	19-3/4	218	71
CZ*035L6	C	ZF11K4E	1/2	7/8	14	2	28-1/4	37-3/4	19-3/4	217	73
CZ*045L6	D	ZF13K4E	1/2	1-1/8	20	1	30-1/4	42-1/2	29-3/4	307	73
CZ*055L6	D	ZF15K4E	1/2	1-1/8	20	1	30-1/4	42-1/2	29-3/4	313	74
CZ*060L6	D	ZF18K4E	1/2	1-1/8	20	1	30-1/4	42-1/2	29-3/4	317	76

* = T for Outdoor, N for Indoor, S for Beacon II™

++ = See Dimensional Drawings for details. † = Estimated sound pressure values are 10 feet from the unit. For estimating sound pressure from the unit at different distances, deduct the following from the unit values: 20 feet, deduct 6 dBA for 40 feet, deduct 12 dBA for 80 feet, deduct 18 dBA. This data is typical of "free field" conditions for horizontal air cooled condensing units at the outlet of the discharge air. The actual sound measurements may vary depending on the condensing unit installation. Factors such as reflecting walls, background noise and mounting conditions may have a significant influence on this data.

SCROLL COMPRESSORS – Electrical Data

Model Number	Part Number	Power Supply			Compressor		Fan Motor			MCA		MOPD		Evap. Fan Amps	Defrost Heater Amps
		Volts	Ph	Hz [†]	RLA	LRA	Qty.	HP	FLA	Air	Elec.	Air	Elec.		
CZ*020M6B	ZS15K4E-PFV	208-230	1	60	12.2	61.0	2	1/15	1.0	20	38	25	40	12.0	30
CZ*020M6C	ZS15K4E-TF5	208-230	3	60	8.3	55.0	2	1/15	1.0	15	24	15	25	9.0	19
CZ*020M6D	ZS15K4E-TFD	460	3	60	3.8	27.0	2	1/15	1.0	15	24	15	25	^	^
CZ*025M6B	ZS19K4E-PFV	208-230	1	60	14.7	73.0	2	1/15	1.0	20	38	30	45	12.0	30
CZ*025M6C	ZS19K4E-TF5	208-230	3	60	8.7	63.0	2	1/15	1.0	15	29	20	30	11.0	23
CZ*025M6D	ZS19K4E-TFD	460	3	60	4.5	31.0	2	1/15	1.0	15	24	15	25	^	^
CZ*030M6B	ZS21K4E-PFV	208-230	1	60	14.7	88.0	1	1/3	3.5	22	38	35	45	12.0	30
CZ*030M6C	ZS21K4E-TF5	208-230	3	60	9.9	77.0	1	1/3	3.5	20	38	25	40	12.0	30
CZ*030M6D	ZS21K4E-TFD	460	3	60	5.1	39.0	1	1/3	1.9	15	24	15	25	^	^
CZ*035M6B	ZS26K4E-PFV	208-230	1	60	18.6	109.0	1	1/3	3.5	27	39	45	50	12.0	30
CZ*035M6C	ZS26K4E-TF5	208-230	3	60	12.2	88.0	1	1/3	3.5	20	38	30	40	12.0	30
CZ*035M6D	ZS26K4E-TFD	460	3	60	6.4	44.0	1	1/3	1.9	15	24	15	25	^	^
CZ*045M6B	ZS30K4E-PFV	208-230	1	60	24.0	129.0	1	1/3	3.5	34	59	50	60	11.0	47
CZ*045M6C	ZS30K4E-TF5	208-230	3	60	13.5	99.0	1	1/3	3.5	20	44	30	45	12.0	35
CZ*045M6D	ZS30K4E-TFD	460	3	60	7.4	49.5	1	1/3	1.9	15	29	15	30	11.0	23
CZ*055M6B	ZS38K4E-PFV	208-230	1	60	28.8	169.0	1	1/3	3.5	40	59	50	60	12.0	47
CZ*055M6C	ZS38K4E-TF5	208-230	3	60	19.2	123.0	1	1/3	3.5	28	44	45	50	12.0	35
CZ*055M6D	ZS38K4E-TFD	460	3	60	8.7	62.0	1	1/3	1.9	15	29	20	30	10.0	23
CZ*060M6C	ZS45K4E-TF5	208-230	3	60	21.5	156.0	1	1/3	3.5	30	44	50	60	12.0	35
CZ*060M6D	ZS45K4E-TFD	460	3	60	8.3	70.0	1	1/3	1.9	15	29	20	30	10.6	23
CZ*020L6B	ZF06K4E-PFV	208-230	1	60	12.2	61.0	2	1/15	1.0	20	38	25	40	12.0	30
CZ*020L6C	ZF06K4E-TF5	208-230	3	60	8.3	55.0	2	1/15	1.0	15	24	15	25	9.0	19
CZ*020L6D	ZF06K4E-TFD	460	3	60	3.8	27.0	2	1/15	1.0	15	24	15	25	^	^
CZ*025L6B	ZF08K4E-PFV	208-230	1	60	14.7	73.0	2	1/15	1.0	20	38	30	45	12.0	30
CZ*025L6C	ZF08K4E-TF5	208-230	3	60	8.7	63.0	2	1/15	1.0	15	29	20	30	11.0	23
CZ*025L6D	ZF08K4E-TFD	460	3	60	4.5	31.0	2	1/15	1.0	15	24	15	25	^	^
CZ*030L6B	ZF09K4E-PFV	208-230	1	60	14.7	88.0	2	1/15	1.0	20	38	30	45	12.0	30
CZ*030L6C	ZF09K4E-TF5	208-230	3	60	9.9	77.0	2	1/15	1.0	15	24	20	25	6.0	19
CZ*030L6D	ZF09K4E-TFD	460	3	60	5.1	39.0	2	1/15	1.0	15	15	15	15	^	^
CZ*035L6B	ZF11K4E-PFV	208-230	1	60	18.6	109.0	2	1/15	1.0	24	38	40	50	12.0	30
CZ*035L6C	ZF11K4E-TF5	208-230	3	60	12.2	88.0	2	1/15	1.0	20	29	25	30	6.0	23
CZ*035L6D	ZF11K4E-TFD	460	3	60	6.4	44.0	2	1/15	1.0	15	15	15	15	^	^
CZ*045L6B	ZF13K4E-PFV	208-230	1	60	24.0	129.0	1	1/3	3.5	34	45	50	60	11.0	30
BZ*045L6C	ZF13K4E-TF5	208-230	3	60	13.5	99.0	1	1/3	3.5	20	38	30	40	11.0	30
CZ*045L6D	ZF13K4E-TFD	460	3	60	7.4	49.5	1	1/3	1.9	15	24	15	25	9.0	19
CZ*055L6B	ZF15K4E-PFV	208-230	1	60	28.8	169.0	1	1/3	3.5	40	50	50	60	10.0	30
CZ*055L6C	ZF15K4E-TF5	208-230	3	60	19.2	123.0	1	1/3	3.5	28	40	45	50	10.0	30
CZ*055L6D	ZF15K4E-TFD	460	3	60	8.7	62.0	1	1/3	1.9	15	24	20	25	8.0	19
CZ*060L6C	ZF18K4E-TF5	208-230	3	60	21.5	156.0	1	1/3	3.5	30	44	50	60	12.0	35
CZ*060L6D	ZF18K4E-TFD	460	3	60	8.3	70.0	1	1/3	1.9	15	29	20	30	11.0	23

* = T for Outdoor, N for Indoor, S for Beacon II™

Per UL and NEC, RLA values have been calculated by dividing the Maximum Continuous Current (MCC) by 1.56.

^ Power supplied by customer.

† Consult factory for 50 HZ applications.

SEMI-HERMETIC COMPRESSORS

Performance Data - Medium Temperature (R-404A/507)

R-404A/507 Model	Compressor	Capacity BTUH @ 90°F Ambient Suction Temperature						
		25°F	20°F	15°F	10°F	5°F	0°F	-5°F
CS*005M6	HAI-005E	5,420	4,960	4,440	3,930	3,460	3,060	2,690
CS*010M6	KAR-010E	9,680	8,730	7,930	7,260	6,500	5,890	5,000
CS*020M6	KAK-020E	16,890	15,110	13,590	12,260	11,070	9,940	8,690
CS*021M6	ERC-021E	19,930	17,400	15,800	14,300	12,800	11,840	10,220
CS*030M6	ERF-031E	30,880	28,310	25,730	23,180	20,690	18,260	15,950
CS*040M6	NRB-040E	40,810	37,350	33,810	30,250	26,730	23,250	19,900

R-404A/507 Model	Compressor	Capacity BTUH @ 95°F Ambient Suction Temperature						
		25°F	20°F	15°F	10°F	5°F	0°F	-5°F
CS*005M6	HAI-005E	5,210	4,770	4,270	3,780	3,330	2,940	2,590
CS*010M6	KAR-010E	9,140	8,300	7,600	6,870	6,150	5,550	4,730
CS*020M6	KAK-020E	16,240	14,530	13,070	11,790	10,640	9,560	8,360
CS*021M6	ERC-021E	18,850	16,500	14,900	13,500	12,700	11,140	9,580
CS*030M6	ERF-031E	29,690	27,220	24,740	22,290	19,890	17,560	15,340
CS*040M6	NRB-040E	39,240	35,910	32,510	29,090	25,700	22,360	19,130

R-404A/507 Model	Compressor	Capacity BTUH @ 100°F Ambient Suction Temperature						
		25°F	20°F	15°F	10°F	5°F	0°F	-5°F
CS*005M6	HAI-005E	5,000	4,580	4,100	3,630	3,200	2,820	2,490
CS*010M6	KAR-010E	8,680	7,950	7,110	6,410	5,780	5,220	4,450
CS*020M6	KAK-020E	15,590	13,950	12,550	11,320	10,210	9,180	8,030
CS*021M6	ERC-021E	17,840	16,280	14,870	13,440	11,970	10,450	8,940
CS*030M6	ERF-031E	28,500	26,130	23,750	21,400	19,090	16,860	14,730
CS*040M6	NRB-040E	37,670	34,470	31,210	27,930	24,670	21,470	18,360

R-404A/507 Model	Compressor	Capacity BTUH @ 110°F Ambient Suction Temperature						
		25°F	20°F	15°F	10°F	5°F	0°F	-5°F
CS*005M6	HAI-005E	4,580	4,200	3,760	3,330	2,930	2,590	2,280
CS*010M6	KAR-010E	7,740	7,000	6,350	5,720	5,120	4,600	3,900
CS*020M6	KAK-020E	14,290	12,790	11,500	10,380	9,360	8,410	7,360
CS*021M6	ERC-021E	15,840	14,610	12,600	11,850	10,470	9,180	7,770
CS*030M6	ERF-031E	26,130	23,950	21,770	19,620	17,500	15,450	13,500
CS*040M6	NRB-040E	34,530	31,600	28,610	25,600	22,620	19,680	16,830

* = T for Outdoor, N for Indoor, S for Beacon II™

SEMI-HERMETIC COMPRESSORS

Performance Data - Low Temperature (R-404A/507)

R-404A/507 Model	Compressor	Capacity BTUH @ 90°F Ambient Suction Temperature						
		0°F	-5°F	-10°F	-20°F	-25°F	-30°F	-40°F
CS*005L6	KAN-005E	3,530	3,150	2,760	2,050	1,720	1,420	930
CS*008L6	KAM-007E	6,010	5,360	4,730	3,570	3,050	2,580	1,820
CS*010L6	KAJ-010E	7,770	6,990	6,240	4,830	4,190	3,610	2,640
CS*015L6	KAL-015E	11,780	10,600	9,470	7,340	6,370	5,500	4,020
CS*020L6	EAD-020E	13,780	12,290	10,860	8,260	7,120	6,100	4,470
CS*021L6	EAV-021E	15,120	13,660	12,200	9,420	8,140	6,980	5,160
CS*030L6	LAH-032E	22,600	20,320	18,090	13,810	11,830	9,970	6,780
CS*030E6	LAC-032E	-	-	-	16,780	14,570	12,540	9,010
CS*040L6	NRD-040E [^] NRD-032E ^{^^}	29,660	26,750	23,910	18,490	15,980	13,640	9,480

R-404A/507 Model	Compressor	Capacity BTUH @ 95°F Ambient Suction Temperature						
		0°F	-5°F	-10°F	-20°F	-25°F	-30°F	-40°F
CS*005L6	KAN-005E	3,310	2,940	2,580	1,900	1,580	1,300	830
CS*008L6	KAM-007E	5,520	4,900	4,320	3,280	2,810	2,390	1,620
CS*010L6	KAJ-010E	7,220	6,480	5,790	4,520	3,940	3,390	2,440
CS*015L6	KAL-015E	10,960	9,930	8,920	6,990	6,110	5,300	3,930
CS*020L6	EAD-020E	12,530	11,160	9,870	7,520	6,490	5,560	3,980
CS*021L6	EAV-021E	13,920	12,600	11,280	8,780	7,610	6,520	4,590
CS*030L6	LAH-032E	21,310	19,100	16,930	12,800	10,880	9,100	6,040
CS*030E6	LAC-032E	-	-	-	15,700	13,550	11,580	8,270
CS*040L6	NRD-040E [^] NRD-032E ^{^^}	28,090	25,280	22,530	17,300	14,860	12,590	8,630

R-404A/507 Model	Compressor	Capacity BTUH @ 100°F Ambient Suction Temperature						
		0°F	-5°F	-10°F	-20°F	-25°F	-30°F	-40°F
CS*005L6	KAN-005E	3,100	2,760	2,400	1,750	1,450	1,170	750
CS*008L6	KAM-007E	5,290	4,680	4,100	3,020	2,540	2,100	1,400
CS*010L6	KAJ-010E	6,900	6,180	5,470	4,160	3,570	3,030	2,150
CS*015L6	KAL-015E	10,520	9,460	8,410	6,440	5,540	4,700	3,300
CS*020L6	EAD-020E	12,140	10,730	9,400	6,970	5,920	4,980	3,530
CS*021L6	EAV-021E	13,390	12,110	10,810	8,260	7,060	5,940	4,050
CS*030L6	LAH-032E	20,020	17,890	15,790	11,790	9,940	8,230	5,300
CS*030E6	LAC-032E	-	-	-	14,630	12,530	10,640	7,540
CS*040L6	NRD-040E [^] NRD-032E ^{^^}	26,520	23,810	21,160	16,100	13,750	11,560	7,720

R-404A/507 Model	Compressor	Capacity BTUH @ 110°F Ambient Suction Temperature						
		0°F	-5°F	-10°F	-20°F	-25°F	-30°F	-40°F
CS*005L6	KAN-005E	2,680	2,360	2,030	1,440	1,160	900	520
CS*008L6	KAM-007E	4,560	4,010	3,470	2,480	2,030	1,620	970
CS*010L6	KAJ-010E	6,040	5,370	4,720	3,510	2,960	2,470	1,660
CS*015L6	KAL-015E	9,290	8,320	7,370	5,560	4,710	3,930	2,580
CS*020L6	EAD-020E	10,510	9,210	7,950	6,000	4,720	3,880	2,610
CS*021L6	EAV-021E	11,670	10,570	9,450	7,130	5,990	4,900	2,950
CS*030L6	LAH-032E	17,480	15,490	13,530	9,800	8,080	6,490	3,750
CS*030E6	LAC-032E	-	-	-	12,510	10,510	8,760	6,090
CS*040L6	NRD-040E [^] NRD-032E ^{^^}	23,410	20,900	18,440	13,740	11,550	9,500	5,880

* = T for Outdoor, N for Indoor, S for Beacon II™

[^] NRD1-040E Compressor is Single Phase & uses R-404A only.

^{^^} Uses R-404A & 507 in 3 phase model.

SEMI-HERMETIC COMPRESSORS

Performance Data - Medium and High Temperature (R-22)

R-22 Model	Compressor	Capacity BTUH @ 90°F Ambient Suction Temperature					
		40°F	30°F	25°F	20°F	10°F	0°F
CS*005H2	HAG-0050	5,930	4,920	4,470	3,810	2,970	-
CS*008H2	KAN-0075	9,110	7,630	6,900	6,230	4,640	-
CS*008M2	KAE-0075	-	-	7,850	7,110	5,770	4,420
CS*010H2	KAR-0100	12,910	10,670	9,630	8,630	6,830	-
CS*010M2	KAM-0100	-	-	9,920	8,950	7,110	5,370
CS*015H2	KAG-0150	16,990	13,880	12,720	11,440	9,120	-
CS*020H2	ERA-0200	22,270	16,800	14,500	12,300	7,970	-
CS*020M2	KAK-0200	-	-	17,190	15,510	12,450	9,880
CS*021M2	ERC-0200	-	-	18,350	16,650	13,520	10,850
CS*029M2	ERF-0310	-	-	25,570	23,190	18,860	15,330
CS*030H2	ERF-0310	37,070	30,820	27,870	25,100	20,160	-
CS*040H2	NRB-0400	51,530	43,040	39,170	35,390	26,300	-
CS*050H2	NRA-0500	58,700	49,500	44,950	40,860	31,000	-
CS*050M2	NRM-0500	-	-	53,650	48,780	39,810	32,400

R-22 Model	Compressor	Capacity BTUH @ 95°F Ambient Suction Temperature					
		40°F	30°F	25°F	20°F	10°F	0°F
CS*005H2	HAG-0050	5,630	4,710	4,280	3,640	2,830	-
CS*008H2	KAN-0075	8,840	7,310	6,630	5,990	4,430	-
CS*008M2	KAE-0075	-	-	7,510	6,780	5,510	4,250
CS*010H2	KAR-0100	12,410	10,260	9,260	8,300	6,570	-
CS*010M2	KAM-0100	-	-	9,580	8,630	6,840	5,140
CS*015H2	KAG-0150	16,340	13,350	12,230	11,000	8,770	-
CS*020H2	ERA-0200	21,310	15,900	13,700	11,500	7,220	-
CS*020M2	KAK-0200	-	-	16,530	14,910	11,970	9,500
CS*021M2	ERC-0200	-	-	17,640	16,010	13,000	10,430
CS*029M2	ERF-0310	-	-	24,720	22,400	18,200	14,760
CS*030H2	ERF-0310	35,640	29,630	26,800	24,130	19,380	-
CS*040H2	NRB-0400	49,860	41,700	37,830	34,160	25,000	-
CS*050H2	NRA-0500	56,500	47,720	43,310	39,360	29,700	-
CS*050M2	NRM-0500	-	-	51,590	46,900	38,280	31,150

R-22 Model	Compressor	Capacity BTUH @ 100°F Ambient Suction Temperature					
		40°F	30°F	25°F	20°F	10°F	0°F
CS*005H2	HAG-0050	5,380	4,500	4,080	3,470	2,690	-
CS*008H2	KAN-0075	8,520	7,030	6,370	5,750	4,230	-
CS*008M2	KAE-0075	-	-	7,190	6,470	5,250	4,270
CS*010H2	KAR-0100	11,910	9,850	8,890	7,970	6,310	-
CS*010M2	KAM-0100	-	-	9,240	8,310	6,570	4,910
CS*015H2	KAG-0150	15,690	12,820	11,740	10,560	8,420	-
CS*020H2	ERA-0200	19,300	15,000	12,900	10,800	6,540	-
CS*020M2	KAK-0200	-	-	15,870	14,310	11,490	9,120
CS*021M2	ERC-0200	-	-	16,930	15,370	12,480	10,010
CS*029M2	ERF-0310	-	-	23,850	21,610	17,530	14,200
CS*030H2	ERF-0310	34,210	28,450	25,720	23,160	18,600	-
CS*040H2	NRB-0400	48,150	40,240	36,480	32,810	23,900	-
CS*050H2	NRA-0500	54,570	45,950	41,820	37,850	28,400	-
CS*050M2	NRM-0500	-	-	49,530	45,020	36,750	29,910

R-22 Model	Compressor	Capacity BTUH @ 110°F Ambient Suction Temperature					
		40°F	30°F	25°F	20°F	10°F	0°F
CS*005H2	HAG-0050	4,920	4,080	3,700	3,160	2,440	-
CS*008H2	KAN-0075	7,860	6,470	5,860	5,280	3,840	-
CS*008M2	KAE-0075	-	-	6,480	5,860	4,760	3,840
CS*010H2	KAR-0100	10,920	9,030	8,150	7,300	5,780	-
CS*010M2	KAM-0100	-	-	8,530	7,670	6,030	4,430
CS*015H2	KAG-0150	14,380	11,750	10,760	9,680	7,720	-
CS*020H2	ERA-0200	17,200	13,400	11,500	9,540	5,510	-
CS*020M2	KAK-0200	-	-	14,550	13,120	10,530	8,360
CS*021M2	ERC-0200	-	-	15,520	14,090	11,440	9,180
CS*029M2	ERF-0310	-	-	22,150	20,040	16,210	13,080
CS*030H2	ERF-0310	31,370	26,070	23,580	21,240	17,050	-
CS*040H2	NRB-0400	44,540	37,140	33,660	30,330	21,900	-
CS*050H2	NRA-0500	50,440	42,210	38,540	34,690	26,100	-
CS*050M2	NRM-0500	-	-	45,400	41,270	33,690	27,420

* = T for Outdoor, N for Indoor, S for Beacon II™

SEMI-HERMETIC COMPRESSORS

Unit Specifications

Model	Fig. ++	Compressor	Connections (ID)		Receiver 90% Full Lbs.	Fan(s)	Dimensions			Net Wt. Lbs.	Sound Data dBA [†]
			Liquid	Suction			D (In.)	W (In.)	H (In.)		
CS*005H2	A	HAG-0050	3/8	1/2	6.0	1	28-1/4	23-3/4	17-1/4	161	66
CS*008H2	A	KAN-0075	3/8	5/8	6.0	1	28-1/4	23-3/4	17-1/4	180	66
CS*008M2	A	KAE-0075	3/8	5/8	6.0	1	28-1/4	23-3/4	17-1/4	180	66
CS*010H2	A	KAR-0100	3/8	5/8	6.0	1	28-1/4	23-3/4	17-1/4	175	66
CS*010M2	A	KAM-0100	3/8	5/8	6.0	1	28-1/4	23-3/4	17-1/4	178	66
CS*015H2	B	KAG-0150	3/8	7/8	10.0	2	28-1/4	37-3/4	17-1/4	221	69
CS*020H2	B	ERA-0200	3/8	7/8	10.0	2	28-1/4	37-3/4	17-1/4	293	69
CS*020M2	B	KAK-0200	3/8	7/8	10.0	2	28-1/4	37-3/4	17-1/4	189	69
CS*021M2	B	ERC-0200	3/8	7/8	10.0	2	28-1/4	37-3/4	17-1/4	301	69
CS*029M2	C	ERF-0310	1/2	7/8	16.0	2	28-1/4	37-3/4	19-3/4	391	69
CS*030H2	D	ERF-0310	1/2	7/8	22.0	1	30-1/4	42-1/2	29-3/4	385	70
CS*040H2	D	NRB-0400	1/2	1-1/8	22.0	1	30-1/4	42-1/2	29-3/4	460	71
CS*050H2	D	NRA-0500	1/2	1-1/8	22.0	1	30-1/4	42-1/2	29-3/4	462	71
CS*050M2	D	NRM-0500	1/2	1-1/8	22.0	1	30-1/4	42-1/2	29-3/4	462	71
CS*005M6	A	HAI-005E	3/8	1/2	5.5	1	28-1/4	23-3/4	17-1/4	161	66
CS*010M6	A	KAR-010E	3/8	5/8	5.5	1	28-1/4	23-3/4	17-1/4	178	67
CS*020M6	B	KAK-020E	3/8	7/8	9.0	2	28-1/4	37-3/4	17-1/4	189	69
CS*021M6	B	ERC-021E	3/8	7/8	9.0	2	28-1/4	37-3/4	17-1/4	301	70
CS*030M6	D	ERF-031E	1/2	7/8	20.0	1	30-1/4	42-1/2	29-3/4	397	71
CS*040M6	D	NRB-040E	1/2	1-1/8	20.0	1	30-1/4	42-1/2	29-3/4	460	73
CS*005L6	A	KAN-005E	3/8	1/2	5.5	1	28-1/4	23-3/4	17-1/4	172	67
CS*008L6	A	KAM-007E	3/8	5/8	5.5	1	28-1/4	23-3/4	17-1/4	172	67
CS*010L6	A	KAJ-010E	3/8	5/8	5.5	1	28-1/4	23-3/4	17-1/4	178	67
CS*015L6	B	KAL-015E	3/8	7/8	9.0	2	28-1/4	37-3/4	17-1/4	225	69
CS*020L6	B	EAD-020E	3/8	7/8	9.0	2	28-1/4	37-3/4	17-1/4	291	70
CS*021L6	B	EAV-021E	3/8	7/8	9.0	2	28-1/4	37-3/4	17-1/4	301	70
CS*030L6	C	LAH-032E	1/2	7/8	14.0	2	28-1/4	37-3/4	19-3/4	357	71
CS*030E6	C	LAC-032E	1/2	7/8	14.0	2	28-1/4	37-3/4	19-3/4	391	71
CS*040L6	D	NRD-032/040E	1/2	1-1/8	20.0	1	30-1/4	42-1/2	29-3/4	457	73

* = T for Outdoor, N for Indoor, S for Beacon II™

++ = See Dimensional Drawings for details.

† = Estimated sound pressure values are 10 feet from the unit. For estimating sound pressure from the unit at different distances, deduct the following from the unit values: 20 feet, deduct 6 dBA for 40 feet, deduct 12 dBA for 80 feet, deduct 18 dBA. This data is typical of "free field" conditions for horizontal air cooled condensing units at the outlet of the discharge air. The actual sound measurements may vary depending on the condensing unit installation. Factors such as reflecting walls, background noise and mounting conditions may have a significant influence on this data.

SEMI-HERMETIC COMPRESSORS

Electrical Data - Medium and High Temperature

Model Number	Part Number	Power Supply			Compressor		Fan Motor			MCA		MOPD		Evap. Fan Amps	Defrost Heater Amps
		Volts	Ph	Hz†	RLA	LRA	Qty.	HP	FLA	Air	Elec.	Air	Elec.		
CS*005H2B	HAG2-0050-CAV	208-230	1	60	3.6	22.0	1	1/15	0.5	15	20	15	20	9.0	15
CS*005H2C	HAG1-0050-TAC	208-230	3	60	2.1	13.0	1	1/15	0.5	15	20	15	20	9.5	15
CS*008H2B	KAN2-0075-CAV	208-230	1	60	5.4	36.0	1	1/15	0.5	15	20	15	20	8.0	15
CS*008H2C	KAN1-0075-TAC	208-230	3	60	3.1	19.9	1	1/15	0.5	15	20	15	20	9.0	15
CS*008M2B	KAE2-0075-CAV	208-230	1	60	4.9	36.0	1	1/15	0.5	15	20	15	20	8.0	15
CS*008M2C	KAE1-0075-TAC	208-230	3	60	3.0	19.9	1	1/15	0.5	15	20	15	20	9.0	15
CS*010H2B	KAR2-0100-CAV	208-230	1	60	6.6	40.0	1	1/15	0.5	15	20	15	20	7.0	15
CS*010H2C	KAR1-0100-TAC	208-230	3	60	3.8	27.0	1	1/15	0.5	15	20	15	20	9.0	15
CS*010M2B	KAM2-0100-CAV	208-230	1	60	6.7	40.0	1	1/15	0.5	15	20	15	20	7.0	15
CS*010M2C	KAM1-0100-TAC	208-230	3	60	4.0	27.0	1	1/15	0.5	15	20	15	20	9.0	15
CS*015H2B	KAGB-0150-CAV	208-230	1	60	8.6	55.0	2	1/15	1.0	15	24	20	25	9.0	19
CS*015H2C	KAGA-0150-TAC	208-230	3	60	4.9	35.5	2	1/15	1.0	15	20	15	20	8.0	15
CS*015H2D	KAGA-0150-TAD	460	3	60	2.2	18.2	2	1/15	1.0	15	20	15	20	^	^
CS*020H2C	ERA1-0200-TAC	208-230	3	60	5.9	46.0	2	1/15	1.0	15	24	15	25	9.0	19
CS*020H2D	ERA1-0200-TAD	460	3	60	3.1	46.0	2	1/15	1.0	15	20	15	20	^	^
CS*020M2B	KAKB-0200-CAV	208-230	1	60	9.5	55.0	2	1/15	1.0	15	24	20	25	6.0	19
CS*020M2C	KAKA-0200-TAC	208-230	3	60	6.1	50.0	2	1/15	1.0	15	24	15	25	9.0	19
CS*021M2C	ERC1-0200-TAC	208-230	3	60	6.1	46.0	2	1/15	1.0	15	24	15	25	9.0	19
CS*021M2D	ERC1-0200-TAD	460	3	60	3.3	23.0	2	1/15	1.0	15	20	15	20	^	^
CS*029M2C	ERF1-0311-TAC	208-230	3	60	11.2	82.0	2	1/15	1.0	15	29	25	35	12.0	23
CS*029M2D	ERF1-0311-TAD	460	3	60	5.2	41.0	2	1/15	1.0	15	15	15	25	^	^
CS*030H2C	ERF1-0311-TAC	208-230	3	60	11.2	82.0	1	1/3	3.5	20	38	25	40	12.0	30
CS*030H2D	ERF1-0311-TAD	460	3	60	5.2	41.0	1	1/3	1.9	15	24	15	25	^	^
CS*040H2C	NRB2-0400-TFC	208-230	3	60	19.6	141.0	1	1/3	3.5	28	40	45	50	12.0	30
CS*040H2D	NRB2-0400-TFD	460	3	60	10.1	62.5	1	1/3	1.9	15	29	20	35	12.0	23
CS*050H2C	NRA3-0500-TFC	208-230	3	60	17.2	141.0	1	1/3	3.5	25	38	40	50	12.0	30
CS*050H2D	NRA3-0500-TFD	460	3	60	8.7	62.5	1	1/3	1.9	15	29	20	35	12.0	23
CS*050M2C	NRM1-0500-TFC	208-230	3	60	21.8	141.0	1	1/3	3.5	31	43	50	60	12.0	32
CS*050M2D	NRM1-0500-TFD	460	3	60	10.8	62.5	1	1/3	1.9	15	29	25	35	12.0	23
CS*005M6B	HAJB-005E-CAV	208-230	1	60	3.3	22.0	1	1/15	0.5	15	20	15	20	9.0	15
CS*010M6B	KARB-010E-CAV	208-230	1	60	6.4	40.0	1	1/15	0.5	15	20	15	20	7.0	15
CS*010M6C	KARA-010E-TAC	208-230	3	60	3.8	27.0	1	1/15	0.5	15	20	15	20	9.0	15
CS*020M6B	KAKB-021E-CAV	208-230	1	60	9.1	55.0	2	1/15	1.0	15	24	20	25	6.0	19
CS*020M6C	KAKA-020E-TAC	208-230	3	60	5.8	50.0	2	1/15	1.0	15	24	15	25	9.0	19
CS*021M6C	ERCA-021E-TAC	208-230	3	60	7.9	46.0	2	1/15	1.0	15	24	15	25	9.0	19
CS*021M6D	ERCA-020E-TAD	460	3	60	3.1	23.0	2	1/15	1.0	15	20	15	20	^	^
CS*030M6C	ERFA-031E-TAC	208-230	3	60	11.2	82.0	1	1/3	3.5	20	38	25	40	12.0	30
CS*030M6D	ERFA-031E-TAD	460	3	60	5.2	41.0	1	1/3	1.9	15	24	15	25	^	^
CS*040M6C	NRB2-040E-TFC	208-230	3	60	19.6	141.0	1	1/3	3.5	28	40	45	50	12.0	30
CS*040M6D	NRB2-040E-TFD	460	3	60	8.1	62.5	1	1/3	1.9	15	29	20	35	12.0	23

* = T for Outdoor, N for Indoor, S for Beacon II™

^ Power supplied by customer.

† Consult factory for 50 HZ applications.

SEMI-HERMETIC COMPRESSORS

Electrical Data - Low Temperature

Model Number	Part Number	Power Supply			Compressor		Fan Motor			MCA		MOPD		Evap. Fan Amps	Defrost Heater Amps
		Volts	Ph	Hz [†]	RLA	LRA	Qty.	HP	FLA	Air	Elec.	Air	Elec.		
CS*005L6B	KANB-005E-CAV	208-230	1	60	3.1	24.0	1	1/15	0.5	15	20	15	20	9.0	15
CS*005L6C	KANA-006E-TAC	208-230	3	60	2.0	13.2	1	1/15	0.5	15	20	15	20	9.6	15
CS*008L6B	KAMB-007E-CAV	208-230	1	60	5.1	36.0	1	1/15	0.5	15	20	15	20	8.0	15
CS*008L6C	KAMA-007E-TAC	208-230	3	60	2.9	19.9	1	1/15	0.5	15	20	15	20	9.0	15
CS*010L6B	KAJB-010E-CAV	208-230	1	60	6.2	40.0	1	1/15	0.5	15	20	15	20	8.0	15
CS*010L6C	KAJA-011E-TAC	208-230	3	60	4.1	27.0	1	1/15	0.5	15	20	15	20	9.0	15
CS*015L6B	KALB-015E-CAV	208-230	1	60	8.9	55.0	2	1/15	1.0	15	24	20	25	8.0	19
CS*015L6C	KALA-016E-TAC	208-230	3	60	6.0	50.0	2	1/15	1.0	15	20	15	20	7.6	15
CS*015L6D	KALA-016E-TAD	460	3	60	3.1	25.0	2	1/15	1.0	15	20	15	20	9.0	15
CS*020L6C	EADA-020E-TAC	208-230	3	60	6.1	46.0	2	1/15	1.0	15	20	15	20	7.0	15
CS*021L6B	EAVB-021E-CAV	208-230	1	60	13.2	102.0	2	1/15	1.0	20	29	30	30	4.0	23
CS*021L6C	EAVA-021E-TAC	208-230	3	60	6.6	50.0	2	1/15	1.0	15	20	15	20	7.0	15
CS*021L6D	EAVA-021E-TAD	460	3	60	2.9	26.6	2	1/15	1.0	15	20	15	20	9.0	15
CS*030L6C	LAHA-032E-TAC	208-230	3	60	11.5	112.0	2	1/15	1.0	20	29	25	35	12.0	23
CS*030L6D	LAHA-032E-TAD	460	3	60	5.4	56.0	2	1/15	1.0	15	15	15	15	^	^
CS*030E6C	LACA-032E-TAC	208-230	3	60	11.5	112.0	2	1/15	1.0	15	29	25	35	12.0	23
CS*030E6D	LACA-032E-TAD	460	3	60	5.4	56.0	2	1/15	1.0	15	15	15	15	^	^
CS*040L6C	NRD1-032E-TFC	208-230	3	60	14.6	82.0	1	1/3	3.5	22	38	35	45	12.0	30
CS*040L6D	NRD1-032E-TFD	460	3	60	7.6	41.0	1	1/3	1.9	15	24	15	25	9.0	19

* = T for Outdoor, N for Indoor, S for Beacon II™

^ Power supplied by customer.

† Consult factory for 50 HZ applications.

NOTE: Per UL and NEC, RLA values have been calculated by dividing the Maximum Continuous Current (MCC) by 1.56

Replacement Parts List				
Model	PSC Motor	EC Motor	Fan Blade	Orbus Controller
A, B, C Cabinet	25309101, 230/1	25319201, 230/1	22901601, 14"	28962001
D Cabinet	25309001, 230/1 25309002, 460/1	25319101, 230/1	7173156, 22"	28962001

Right source. Right parts. Right now.

InterLink™ is your link to a complete line of dependable and certified commercial refrigeration parts, accessories and innovative electronic controls for all Climate Control equipment. At InterLink, we provide our wholesalers with a comprehensive selection of product solutions and innovative technologies for the installed customer base. And every product is built to ensure the same high performance standards with which all Heatcraft Refrigeration Products brands are built — backed by a dedicated team to serve every customer need, delivering at the best lead times in the industry.



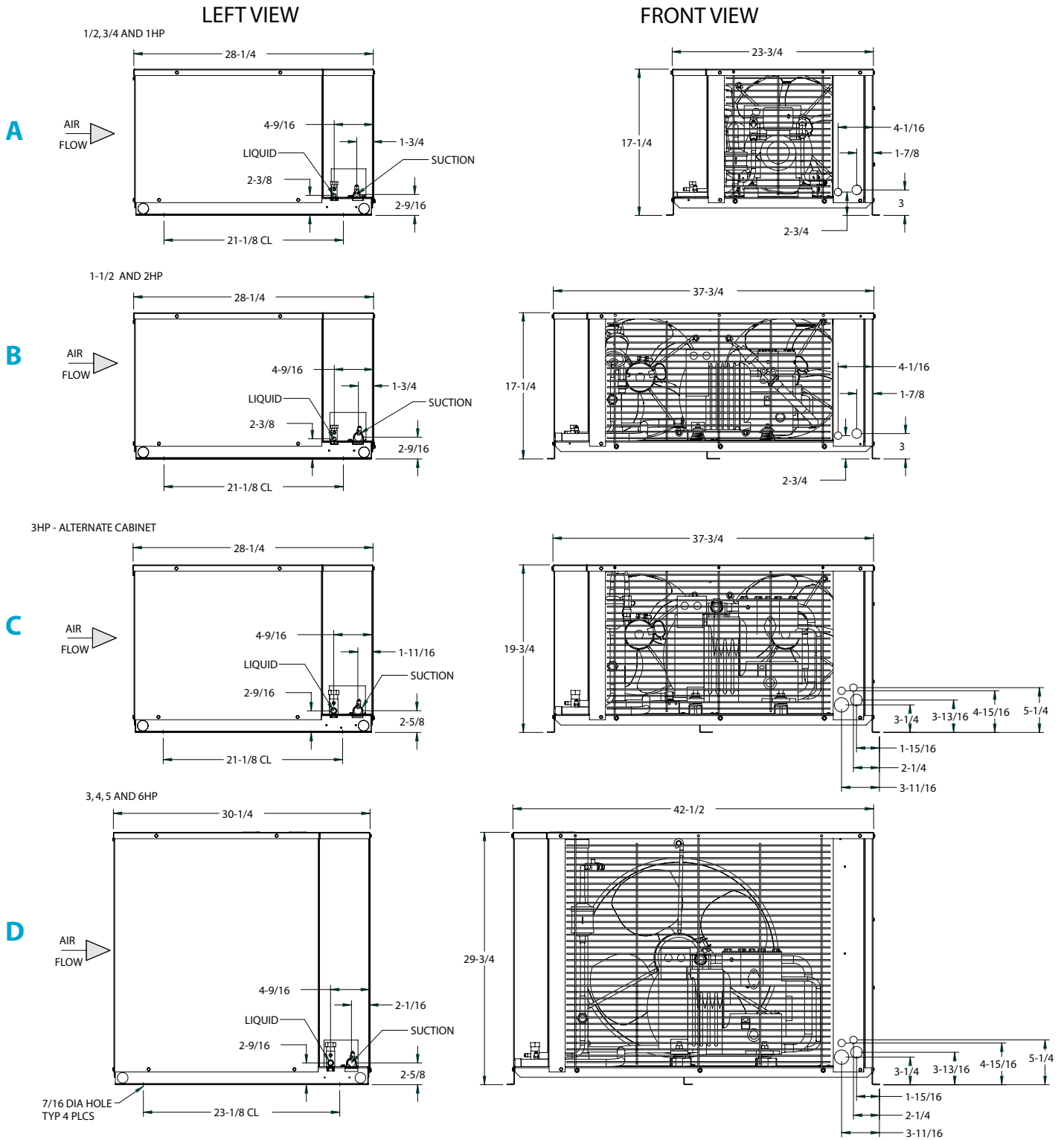
Commercial Refrigeration Parts
www.interlinkparts.com
800.686.7278

Dependable. Versatile. Courteous.

Finally, one simple source for all your replacement needs from a name you can trust.

Dimensional Drawings of Cabinets

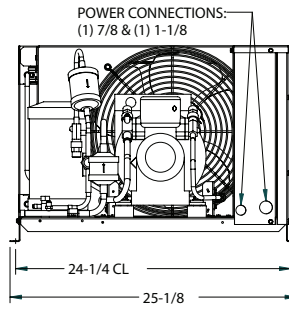
OUTDOOR



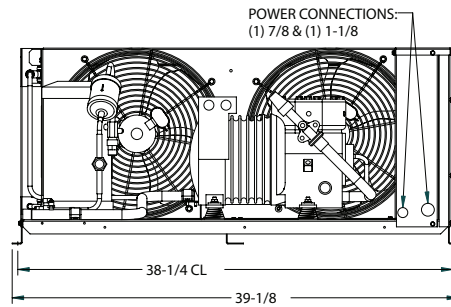
INDOOR

FRONT VIEW

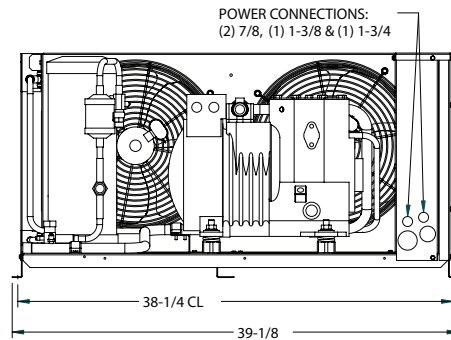
A



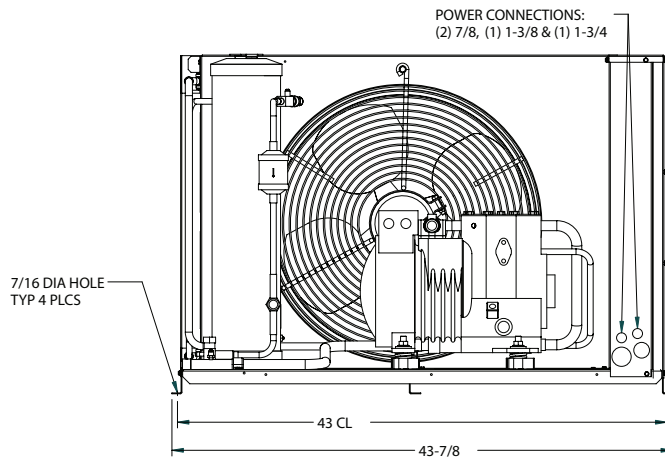
B



C



D



For more information on Climate Control products,
contact your Climate Control Sales Representative or
visit us at www.heatcraftprd.com



Cold You Can Count On

A Brand of Heatcraft Refrigeration Products, LLC
2175 West Park Place Blvd. • Stone Mountain, GA • 30087
(800) 321-1881

www.heatcraftprd.com

Since product improvement is a continuing effort, we reserve the right to make changes in specifications without notice.

Free Manuals Download Website

<http://myh66.com>

<http://usermanuals.us>

<http://www.somanuals.com>

<http://www.4manuals.cc>

<http://www.manual-lib.com>

<http://www.404manual.com>

<http://www.luxmanual.com>

<http://aubethermostatmanual.com>

Golf course search by state

<http://golfingnear.com>

Email search by domain

<http://emailbydomain.com>

Auto manuals search

<http://auto.somanuals.com>

TV manuals search

<http://tv.somanuals.com>