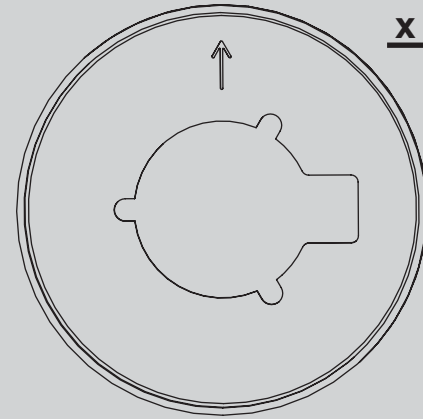
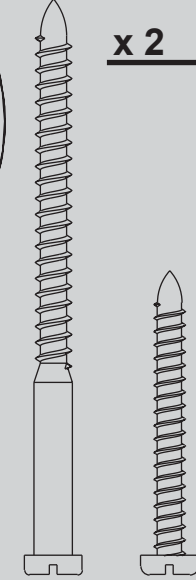


# Hardware


(Drawn to Scale)



x 1



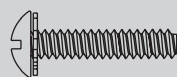
x 2



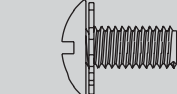
x 2



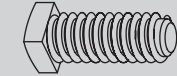
x 4



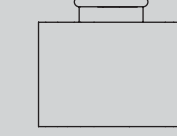
x 3



x 3



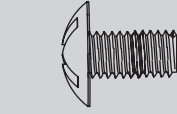
x 1



x 4



x 11



x 16



x 1



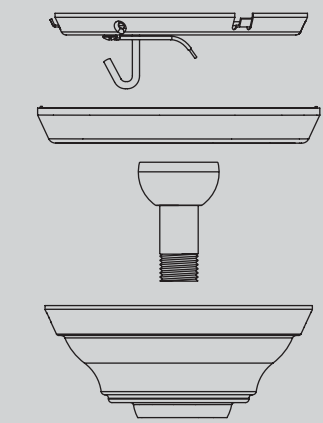
x 4

- Low Profile Washer
- 3" Wood Screw
- Flat Washer
- 1.5" Wood Screw
- Locking Screw
- Canopy Screw
- Set Screw
- Mounting Isolator
- Screw, Blade Iron Armature
- Screw, Blade Assembly
- Screw, Switch Housing Assembly
- Screw, Machine, 6-32

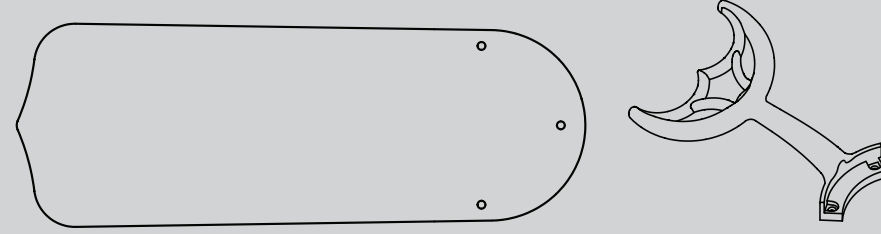
# Fan Parts

(Not Drawn to Scale)

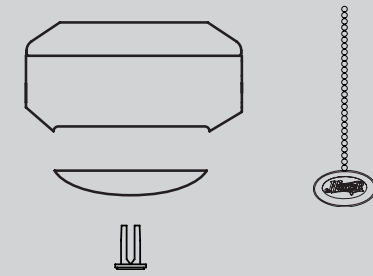
## Hanger Bracket Assembly



## Blade Assembly



## Switch Housing Assembly

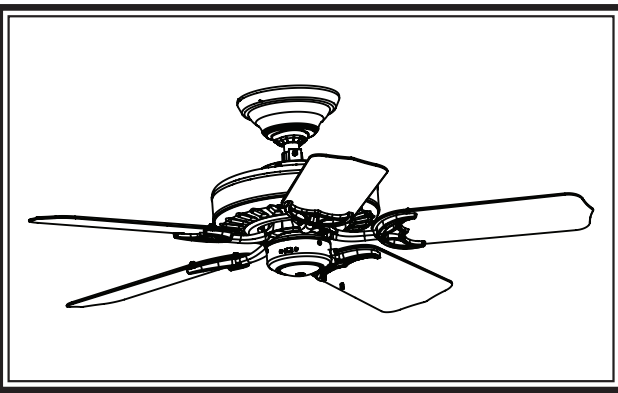


Using this Parts Guide, make sure all parts are included in the box. If parts are missing, DO NOT RETURN

THIS ITEM TO THE STORE, call 888-830-1326 for assistance.

THIS PARTS GUIDE IS FOR REFERENCE ONLY. REFER TO THE INSTALLATION MANUAL FOR FULL ASSEMBLY INSTRUCTIONS.

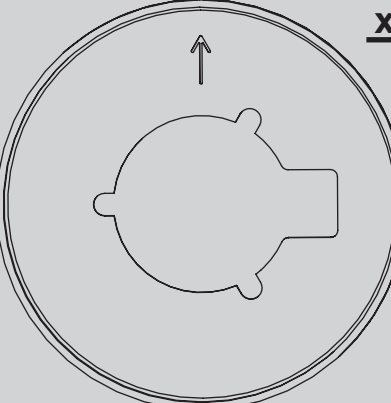
# PARTS GUIDE

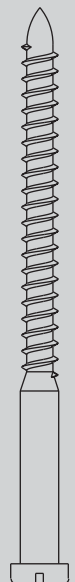



Parts List	Model #	23933	23934	23935
	Asm. Dwg. #	98074	98074	98074
	Finish	White	Textured Black	New Bronze
Item Name	Qty	Part #	Part #	Part #
<b>Hanger Bracket Assembly</b>		97515-03	97515-16	97515-08
Ceiling Plate				
Canopy				
Canopy Trim Ring				
Hanger Ball / Downrod Assembly				
Setscrew				
Low Profile Washer				
Canopy Screw				
Wood Screw				
Wood Screw				
Flat Washer				
Locking Screw				
<b>Switch/Housing Assembly</b>	1	98397-03	98397-15	98397-08
<b>Switch Housing Cover</b>	1	73853-01	73853-01	73853-01
<b>Switch Housing Plug Button</b>	1	73854-01	73854-01	73854-01
<b>Blade Iron Set</b>	1	98392-05	98392-05	98392-05
<b>Blade Set</b>	1	76238-40	76238-41	76238-41
<b>Screw, Blade Iron Armature</b>	11	63755-06	63755-06	63755-06
<b>Hardware Kit</b>		98074-00-860	98074-00-861	98074-00-861
Blade Assembly Screw				
Screw, Machine, 6-32				
Wire Nut				
Screw, Switch Housing Assembly				
<b>Balancing Kit</b>	1	07570-01	07570-01	07570-01
<b>Pull Chain</b>	2	63756-20	63756-20	63756-20
<b>Fandangle</b>	1	74393-08	74393-08	74393-08


# Materiales

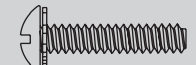
(no dibujados a escala)

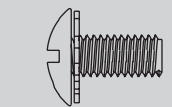
**x 1**  Roseta de perfil bajo

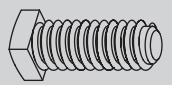
**x 2**  3" Tornillo, de madera

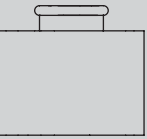
**x 2**  1.5" Tornillo, de madera

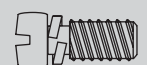
**x 4**  Arandela, plana

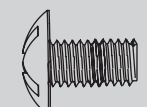
**x 3**  Tornillo de fijación


**x 3**  Tornillo, de campana


**x 1**  Tornillo prisionero

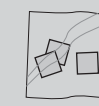
**x 4**  Aislador de montaje


**x 11**  Tornillo, de armadura de soporte de paleta

**x 16**  Tornillo, de conjunto de paleta

**x 3**  Tornillo, del conjunto de la caja del interruptor

**x 3**  Tornillo, mecánico, 6-32

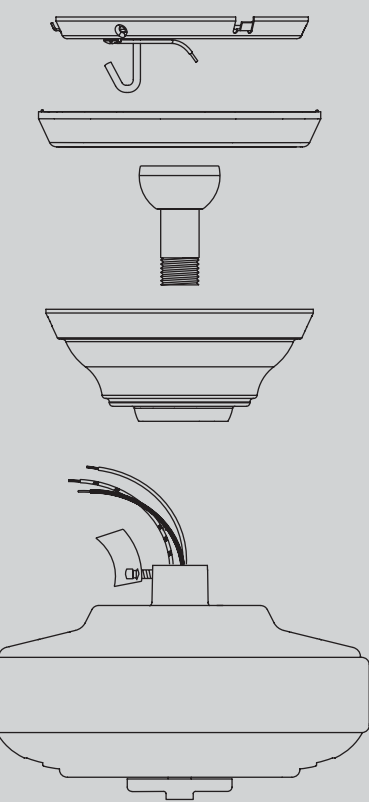
**x 1**  Kit de equilibrado

**x 4**  Empalme plástico

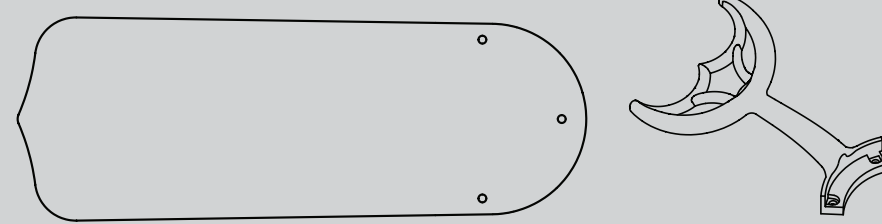
# Piezas del ventilador

(no dibujadas a escala)

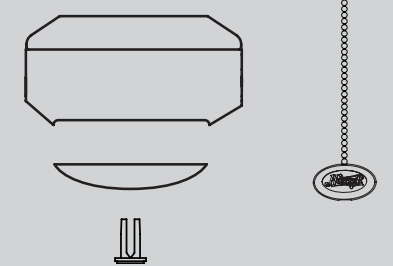
**Conjunto del soporte de suspensión**



**de conjunto de paleta**



**Conjunto del interruptor/ alojamiento**

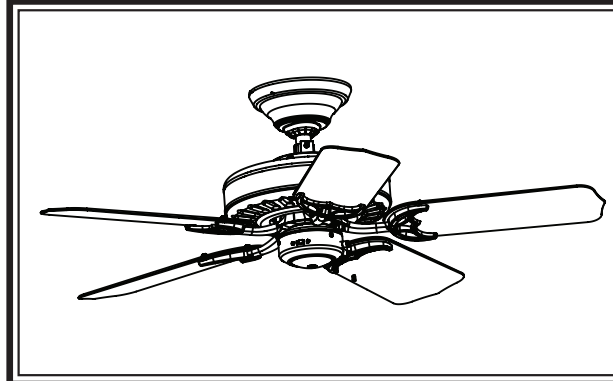


# GUÍA DE PIEZAS



**PARADA**

Consulte esta Guía de partes para asegurarse de que todas las partes estén incluidas en la caja.



Si falta alguna parte, **NO DEVUELVA ESTE PRODUCTO A LA TIENDA. Solicite ayuda al 888-830-1326. ESTA GUÍA DE PARTES SOLAMENTE ES REFERENCIAL. CONSULTE LAS INSTRUCCIONES COMPLETAS DE ENSAMBLAJE EN EL MANUAL DE INSTALACIÓN**

## Lista de piezas

Nombre del ítem	Cantidad	No. del modelo		
		23933	23934	23935
		No. del dibujo de ensamblaje		
		98074		
		Acabado		
		Blanco	Negro Textura	Bronce Nuevo
		No. de la pieza		
		Part #		
		Part #		
<b>Conjunto del soporte de suspensión</b>		97515-03	97515-16	97515-08
Placa de techo				
Campana				
Anillo de la moldura de campana				
Bola de suspensión / Conjunto de varilla				
Tornillo prisionero				
Roseta de perfil bajo				
Tornillo, de campana				
Tornillo, de madera				
Tornillo, de madera				
Arandela, plana				
Tornillo de fijación				
<b>Conjunto del interruptor/alojamiento</b>	1	98397-03	98397-15	98397-08
Cubierta de la caja del interruptor	1	73853-01	73853-01	73853-01
Botón taponador de la caja del interruptor	1	73854-01	73854-01	73854-01
Juego de soporte de paletas	1	98392-05	98392-05	98392-05
Juego de paletas	1	7623-40	76238-41	76238-41
Tornillo, de armadura de soporte de paleta	11	63755-06	63755-06	63755-06
<b>Kit de materiales</b>		98074-00-860	98074-00-861	98074-00-861
Tornillo, de conjunto de paleta				
Tornillo, mecánico, 6-32				
Empalme plástico				
Tornillo, del conjunto de la caja del interruptor				
<b>Kit de equilibrado</b>	1	07570-01	07570-01	07570-01
Tirador de cadena	2	63756-20	63756-20	63756-20
Pendiente del tirador de cadena	1	74393-08	74393-08	74393-08

## Free Manuals Download Website

<http://myh66.com>

<http://usermanuals.us>

<http://www.somanuals.com>

<http://www.4manuals.cc>

<http://www.manual-lib.com>

<http://www.404manual.com>

<http://www.luxmanual.com>

<http://aubethermostatmanual.com>

Golf course search by state

<http://golfingnear.com>

Email search by domain

<http://emailbydomain.com>

Auto manuals search

<http://auto.somanuals.com>

TV manuals search

<http://tv.somanuals.com>